

Stanford Cardinal Baseball



NCAA Championships (2): 1987, 1988

CWS (16): 1953, 1967, 1982, 1983, 1985, 1987, 1988, 1990, 1995, 1997, 1999, 2000, 2001, 2002, 2003, 2008

Super Regionals (Since 1999) (8): 1999, 2000, 2001, 2002, 2003, 2006, 2008, 2011

Post-Season (30): 1953, 1965, 1967, 1981, 1982, 1983, 1984, 1985, 1986, 1987, 1988, 1990, 1991, 1992, 1994, 1995, 1996, 1997, 1998, 1999, 2000, 2001, 2002, 2003, 2004, 2005, 2006, 2008, 2010, 2011

Baseball Contact: Niall T. Adler | nadler@stanford.edu | o: (650) 725-2959 (also rings to cell) | www.gostanford.com

2011 Schedule/Results

Against Ranked Teams: 12-11; Weekend Series: 7-6

Date	Opponent	Time / Result
Fri., Feb. 18	at #17 Rice	W 5-3
Sat., Feb. 19	at #17 Rice	L 1-7
Sun., Feb. 20	at #17 Rice	W 6-2
Tue., Feb. 22	vs. #17 California	W 3-2
Fri., Feb. 25	at #3 Vanderbilt	L 1-2
Sat., Feb. 26	at #3 Vanderbilt	L 7-8
Sun., Feb. 27	at #3 Vanderbilt	W 5-2
Tue., Mar. 1	vs. Santa Clara	W 8-4
Fri., Mar. 4	at #6 Texas	L 3-4
Sat., Mar. 5	at #6 Texas	W 9-2
Sun., Mar. 6	at #6 Texas	L 2-4
Fri., Mar. 18	vs. Michigan	rained out
Sat., Mar. 19	vs. Michigan (DH)	rained out
Mon., Mar. 21	v. UC Davis	W 3-2
Tues. Mar. 22	v. Santa Clara	W 9-1
Fri., Mar. 25	vs. Long Beach State	L 3-6
Sat., Mar. 26	vs. Long Beach State	W 6-1
Sun., Mar. 27	vs. Long Beach State	W 6-5
Tue., Mar. 29	vs. Saint Mary's	W 16-14
Fri., Apr. 1	at Washington State *	L 8-10
Sat., Apr. 2	at Washington State *	W 22-3
Sun., Apr. 3	at Washington State *	W 4-3
Tue., Apr. 5	vs. San Jose State	W 5-2
Fri., Apr. 8	at USC *	W 8-1
Sat., Apr. 9	at USC *	L 1-3
Sun., Apr. 10	at USC *	L 2-6
Tue., Apr. 12	vs. Pacific	W 3-1
Fri., Apr. 15	vs. #9 Oregon State *	L 0-1
Sat., Apr. 16	vs. #9 Oregon State *	L 1-8
Sun., Apr. 17	vs. #9 Oregon State *	L 4-6
Tue., Apr. 19	at Santa Clara	W 10-3
Thu., Apr. 21	vs. #11 UCLA *	W 7-4
Fri., Apr. 22	vs. #11 UCLA *	L 1-4
Sat., Apr. 23	vs. #11 UCLA *	W 5-4
Mon., Apr. 25	vs. #20 California	W 9-5
Tue., Apr. 26	at Saint Mary's	L 2-3
Fri., Apr. 29	at #7 Arizona State *	L 10-12
Sat., Apr. 30	at #7 Arizona State *	W 6-4
Sun., May 1	at #7 Arizona State *	L 1-7
Tue., May 3	at San Jose State	W 3-1
Fri., May 6	vs. Washington *	W 6-2
Sat., May 7	vs. Washington *	W 8-7
Sun., May 8	vs. Washington *	W 7-2
Mon. May 9	at Pacific (from 3/23)	W 11-5
Tue., May 10	vs. UC Davis	W 11-4
Fri., May 13	at Oregon (Fox Sports) *	L 2-6
Sat., May 14	at Oregon *	W 9-8
Sun., May 15	at Oregon (Root TV) *	L 5-6
Tue., May 17	vs. San Francisco	rained out
Fri., May 20	vs. #27 Arizona *	W 1-0 (11)
Sat., May 21	vs. #27 Arizona *	L 3-7
Sun., May 22	vs. #27 Arizona *	W 2-1
Tue., May 24	vs. Cal Poly	L 1-3
Fri., May 27	at #23 California *	W 3-2
Sat., May 28	at #23 California (game 1) *	W 4-2
Sat., May 28	at #23 California (game 2) *	rained out
Fri. June 3	v. (3) Kansas State (ESPNU)	W 10-3
Sat. June 4	at (1) #8 CS Fullerton (ESPNU)	W 1-0
Sun. June 5	v. (4) Illinois	W 14-2

ALL TIMES PACIFIC

All games on 90.1 KZSU and on the internet at gostanford.com

UPCOMING SCHEDULE

NCAA Super Regional

Friday, at North Carolina 12 p.m. PT | KZSU | ESPN 2

Saturday at North Carolina 12 p.m. PT | KZSU | ESPN

Sunday at North Carolina 1 p.m. PT | KZSU | ESPN

(if necessary)



ON DECK:

College World Series (Starts June 18)



Leading Off

• No. 21-ranked Stanford (35-20), winners of the Fullerton Regional following a 3-0 sweep, will play at No. 3 national seed North Carolina (48-14) in the NCAA Super Regional. The best two out of three format will send one of eight teams across the country into the College World Series. Stanford is making its 30th appearance in the NCAA Regional and eighth Super Regional appearance. The Cardinal have won 14 of 18 heading in. The Cardinal have a 12-4 Super Regional record, advancing to six of its 16 CWS since 1999 by winning a Super Regional.

• All games will be on KZSU, kzsus.stanford.edu and on your iPhone by downloading the Stanford App and then listening to KZSU. ESPN2 and ESPN will broadcast the game.

Inside the Numbers

The Cardinal finished up the regular season 18-8 at home this season and 12-2 in midweek games. It is also 17-13 away from Sunken Diamond. It is 12-11 against top-25 opponents, having won series with No. 17 Rice, No. 11 UCLA, No. 27 Arizona and No. 23 Cal. It has won six games in its last at-bat, playing just one extra inning game. It also is 2-1 in 1-0 games, including Saturday's gem over CS Fullerton.

Stanford in the Rankings

• Heading into post season, Stanford moved up to No. 21 in the Coaches / USA Today poll and are now ranked No. 23 in Collegiate Baseball and No. 24 in Baseball America. The Cardinal have been ranked in the top-30 all season and at least in the top-25 in all but two weeks. Stanford began the season No. 10 and moved up to No. 8 on February 21. Stanford's RPI according to boydsworld

About the Tar Heels

• The No. 3 national seed swept through its own regional last week with two wins over James Madison and one over Maine. It was ranked No. 7 heading into post season. Stanford has met UNC once, in 1999, in a 7-4 win at the Stanford Regional. 30th Overall pick, shortstop Levi Michael is hitting .297 with 52 runs and 48 RBIs. Freshman Colin Moran has a team-best .335 average with 69 RBIs for a club hitting .286 and fielding at a .979 clip. 12-game winner and senior Patrick Johnson has a 2.36 ERA with 113 strikeouts in 99.1 innings, while freshman LHP Kent Emanuel is 7-1 with a 2.62 ERA. Michael Morin (8 saves, 4.50) and Cody Penny (5 saves, 5.62 ERA) have saved 14 of 16 games. to begin the week is 18.



2011 Stanford Cardinal



No	Name	Pos	Yr	B/T	HT	WT	Hometown (Last School)
1	Jack Mosbacher	OF	Jr.	L/L	5-11	170	Woodside, CA/Menlo School
2	Danny Diekroeger	IF	Fr.	L/R	6-1	190	Woodside, CA/Menlo School
3	Kenny Diekroeger	IF	So.	R/R	6-2	200	Woodside, CA/Menlo School
4	Eric Smith	IF	So.	L/R	6-1	190	La Cañada, CA/La Cañada HS
5	Zach Jones	C/IF	Sr.	R/R	6-1	185	Draper, UT/Jordan HS
6	Brant Whiting	C	Fr.	L/R	5-11	180	Fullerton, CA/Troy HS
7	Tyler Gaffney	OF	So.	R/R	6-1	211	San Diego, CA/Cathedral Catholic
8	Lonnie Kauppila	IF	Fr.	R/R	6-1	165	Glendale, CA/Burbank HS
10	Justin Ringo	1B	So.	L/L	6-1	195	Palos Park, IL/Amos Alonzo Stagg HS
11	Dave Giuliani	OF	Sr.	B/R	5-10	200	Thorofare, NJ/West Deptford HS
12	Trevor Penny	C	So.	R/R	6-1	190	Rancho Palo Verdes, CA/Palo Verdes Peninsula HS
13	Brett Michael Doran	IF	Fr.	R/R	5-11	190	Milford, CT/Jonathan Law HS
14	Sahil Bloom	RHP	So.	R/R	6-2	205	Weston, MA/Weston HS
16	Jordan Pries	RHP	Jr.	R/R	6-1	190	Alameda, CA/Alameda HS
17	A.J. Vanegas	RHP	Fr.	R/R	6-3	200	Alameda, CA/Redwood Christian HS
19	Dean McArdle	RHP	So.	R/R	5-10	170	Sioux City, IA/Sioux City North HS
20	Elliott Byers	RHP	Jr.	R/R	6-3	220	Scranton, PA/Scranton Prep HS
21	Brian Ragira	UT	Fr.	R/R	6-2	205	Arlington, TX/James Martin Senior HS
22	Brian Guymon	OF	Fr.	R/R	6-2	215	Centennial, CO/Arapahoe HS
23	Brian Busick	RHP	Jr.	R/R	6-3	200	Poway, CA/Poway HS
24	Jake Stewart	OF	So.	R/R	6-2	190	Ft. Collins, CO/Rocky Mountain HS
25	Stephen Piscotty	UT/RHP	So.	R/R	6-3	195	Pleasanton, CA/Amador Valley HS
26	Mark Appel	RHP	So.	R/R	6-5	190	San Ramon, CA/Monte Vista HS
27	Garrett Hughes	LHP	So.	L/L	6-8	250	Carlsbad, CA/La Costa Canyon HS
28	Danny Sandbrink	RHP	Sr.	L/R	6-2	200	St. Louis, MO/St. Louis Priory School
29	Ben Clowe	C	Sr.	R/R	6-1	195	Jacksonville, FL/The Bolles School
30	Austin Wilson	OF	Fr.	R/R	6-4	235	Los Angeles, CA/Harvard Westlake HS
33	Chris Reed	LHP	Jr.	L/L	6-4	190	Reseda, CA/Cleveland HS
34	Brett Mooneyham	LHP	Jr.	L/L	6-5	235	Atwater, CA/Buhach Colony HS
36	Scott Snodgrass	LHP	Jr.	L/L	6-5	210	Yucaipa, CA/Yucaipa HS
37	Sam Lindquist	RHP	Fr.	R/R	6-6	250	Mercer Island, WA/Eastside Catholic HS
38	A.J. Talt	RHP	Jr.	R/R	6-7	220	Pasadena, CA/Poly Tech HS
40	Chris Jenkins	RHP	So.	R/R	6-7	220	Westfield, NJ/Westfield Senior HS
41	Tommy Colton	P/1B	Fr.	R/R	6-3	200	Newport Beach, CA/Mater Dei HS
	Christian Griffiths	C/OF	Jr.	B/R	6-2	180	Apple Valley, CA/Granite Hills HS

9 Mark Marquess - The Clarke and Elizabeth Nelson Director of Baseball (Stanford '69) - 35th year

32 Dean Stotz - Associate Head Coach (Stanford '75) - 35th year

50 Rusty Filter - Assistant (San Diego State '90) -- 2nd year

31 Brock Ungricht - Volunteer Assistant (San Diego State '08) - 1st year

Pronunciation Guide:

2/3 Diekroeger	DIH-krow-ger
8 Kauppila	KAP-ill-luh
11 Giuliani	jew-LEE-on-ee
13 Doran	door-RAN
16 Pries	PREEZ
21 Ragira	ruh-GEAR-uh
9 Marquess	MAR-quess



2011 Cardinal Game Notes



Projected Starting Lineup

Player	Yr	B/T	Notes
*C-Zach Jones	Sr.	R/R	23 of 28 RBIs in Pac-10 Games, 42 runs
1B-Brian Ragira	Fr.	R/R	RBI leader (43), 2nd-straight Frosh to do so
2B-Lonnie Kauppila	Fr.	R/R	all-tourney, .992 fielding at second
*SS-Kenny Diekroeger	So.	R/R	.292 hitter in 54 starts at short
*3B-Stephen Piscotty	So.	R/R	team-best .370, 40 RBIs, all-tourney
*OF-Jake Stewart	So.	R/R	42 starts in center, .292 average
*OF-Tyler Gaffney	So.	R/R	20-game hit streak, all-tourney
OF-Austin Wilson	Fr.	R/R	49 starts, team-best five homers
DH-Ben Clowe	Sr.	R/R	all-tourney, two homer Sunday

Top Pitchers	Yr	T	Notes
*Jordan Pries, RHP	Jr.	R	Regional MVP, 7.2 shutout IP v. CSF
Mark Appel, RHP	So.	R	8 Ks in regional win over Kansas State
Danny Sandbrink, RHP	So.	R	won regional championship game v. Illinois
Chris Reed, LHP	Jr.	L	nine saves, 7 ER as a reliever (1.80 ERA)
Scott Snodgrass, LHP	Jr.	L	team-high 25 appearances, 4.65 ERA

*-- returning starter

Head Coach	Yr	Record	Notes
Mark Marquess (1977-Present)	35th year (35-20)	1422-739-7	2 National Titles (1987, 1988) 5 CWS Championships 14 College World Series 26 Regional Appearances 12 Pac-10 Titles

Pitching Leads Cardinal Through Fullerton Regional

• No. 21 Stanford, entering as the second seed, swept through the Fullerton Regional with wins over third-seeded Kansas State, 10-3, top-seed and No. 8 CS Fullerton 1-0 and fourth-seeded Illinois, 14-2. Stanford hit .351 in Southern California and allowed just five earned runs behind a seven-hitter from Mark Appel in the opener, Tournament MVP Jordan Pries and Chris Reed combining on a two-hitter and 1-0 win over the Titans and then Danny Sandbrink and Brian Busick finishing off the regional with a nine-hitter over the Illini. In the opener, Appel's eight strikeouts was accompanied by a three-hit day from all-regional Lonnie Kauppila and four players driving in at least two runs. In the winner's bracket on Saturday, all-regional Stephen Piscotty hit a solo homer in the sixth and Pries pitched four perfect innings and retired 10 in a row over 7.2 innings. Chris Reed secured his ninth save by stranding the tying run on base in the eighth and ninth innings. After Illinois beat the host Titans earlier in the day, Stanford took advantage with 20 hits as seniors Ben Clowe and Sandbrink led the charge. All-Tournament Clowe homered twice and went 4-for-4, while Sandbrink allowed two runs on eight hits over seven innings. All-tournament Tyler Gaffney upped his hit streak to 20 games.

Draft Dodger

• Closer Chris Reed was the 16th overall selection of the Dodgers in the first round of the draft (the rest of Stanford's draftees are not included due to press deadlines). Reed is the second closer in three seasons to go in the first round, joining National stopper Drew Storen, the 10th overall selection in 2009. Reed is the 22nd first round pick for coach Mark Marquess. and 14th since 1997.

All-Regional Team

• Jordan Pries, following 7.2 shutout innings against top-seed, host and No. 8-ranked CS Fullerton, was named the Fullerton Regional MVP. DH Ben Clowe, who hit two home runs and had two doubles in a career night in the championship win over Illinois, hitting .600, was all-regional, as was 3B Stephen Piscotty (7-for-14 with six runs), OF Tyler Gaffney (.357), and 2B Lonnie Kauppila (7-for-14 with two three hit games).

Stanford Coaching Staff

Clarke and Elizabeth Nelson
Director of Baseball

• Mark Marquess '69 enters his 35th season as the Clarke and Elizabeth Nelson Director of Baseball. He entered the season with an overall record of 1387-719-7, producing 2 NCAA titles (1987, 1988), 7 Super Regionals (six titles), 14 College World Series, 26 NCAA Regionals and 12 conference titles. He is one of just 10 coaches to have played and coached in a CWS, doing so while a player in 1967. He also won a Gold medal as the head coach of the 1998 Seoul Olympic team and won a gold medal at the 1967 Pan Am Games. He carries a 120-57 postseason record and 36-25 CWS mark.

Longtime Lieutenant

• Fellow alum, Dean Stotz '75, has been with Marquess for all 35 years. In his current role, he is the team's primary hitting coach, since 1997. He has developed such Major Leaguers as Carlos Quentin, Johnny Bench Award winner Ryan Garko, Sam Fuld, Jody Gerut and Jed Lowrie. From 1993 to 1996 he was the team's pitching coach, working with Cardinal stars Kyle Peterson, Chad Hutchinson and Jeff Austin.

Pitching

• Veteran coach Rusty Filter, who spent the first 17 years at San Diego State will serve as the team's pitching coach for the second season. In his first year with 12 underclassmen, the Cardinal pitchers lowered its ERA a half a point from a year earlier. San Diego State led the Mountain West Conference in ERA in six of the league's first 10 seasons, ranking in the top-three in each of those years. Individually, four players were named the MWC's Pitcher of the Year, including Stephen Strasburg the last two years (2008, 2009), Bruce Billings (2005), and Scott Shoemaker (2004). In 2009, four of his hurlers-- Cincinnati's Aaron Harang, St. Louis' Royce Ring, Boston's Jason Masterson and San Francisco's Alex Hinshaw, pitched in the Majors.

On the bases

• Dean Stotz '75 will be the third base coach and Brock Ungricht, who will also work with the Cardinal catchers, will coach first base.

Coaches of Note

• Two of the Cardinal's national title stars from the 1987 and 1988 teams are in opposing dugouts, David Esquer (Cal) and Ed Sprague (Pacific). Esquer was the starting shortstop for the 1987 club, while Sprague was the starting third baseman for both the 1987 and 1988 clubs. Sprague also won a World Series title with the Blue Jays. Mark Macholtz, another member of the 1987 team, is the coach at Gonzaga.



2011 Cardinal Game Notes



Stanford By the Numbers

35-20
14-12
Pac-10



ERA
3.40

1.67 ERA (5 ER)
in three games



AVERAGE
.302

.351 at
Fullerton Reg.



FIELDING
.969

.968 fielding in
Pac-10 Games

All-Pac-10 Team

• Brian Ragira was named the Pac-10's Freshman of the Year, the second-straight year Stanford earned the hono. Stephen Piscotty was named a first team selection. Kenny Diekroeger, Jake Stewart, Tyler Gaffney, Austin Wilson and Chris Reed were honorable mention selections. Diekroeger (first in 2010), Gaffney (hm), and Piscotty (hm) were previous selections.

Pac-10 in the Post Season

• The Pac-10 sent six teams into post-season, with UCLA, Arizona State and Oregon State serving as hosts, Cal playing at national eight-seed Rice, and Arizona playing at Texas A&M. ASU, OSU, Cal and Stanford all advanced to Super Regionals. Arizona was still alive on Tuesday.

Season in a Nutshell

• Stanford embarked on the 2011 campaign with the top two recruiting classes. The Cardinal features upwards of seven or eight underclassmen in its everyday lineup, having survived top-15 road trips to No. 17-ranked Rice, No. 3 Vandy and No. 6 Texas to begin the year and a road schedule that has featured 28 road games this season. Following a 15-day layoff for finals and unexpected rain, Stanford won nine of 11 to end March and rise to No. 11 nationally. April featured an unexpected series loss at USC and then three-straight weekends against the top-15 of Oregon State (loss), UCLA (win) and at Arizona State (loss). Stanford won six-straight to begin May and after briefly dropping out of the top-25 have remained in the top-30 all year. Following a preseason loss to weekend starter Brett Mooneyham (finger), the weekend staff has been relatively stable with Mark Appel and Jordan Pries, with senior Danny Sandbrink replacing Dean McArdle at midseason. Appel has had maybe the toughest road, featuring a half dozen starters that are likely on the fastrack to the majors in the next two years. Chris Reed has anchored the bullpen with six wins and six saves. The lineup has remained relatively stable with its current starting lineup most of the year.

Hot at the Right Time

• Over the last month, Stanford is 14-4, hitting .317 as a team with a .972 fielding percentage and 2.78 team ERA. Mark Appel is 3-1 with a 2.08 ERA over his last five starts, Jordan Pries is 2-0 with a 2.10 ERA. The duo have struck out 58 and walked just 14 over a combined 63.1 innings. First round pick Chris Reed has a 4-0 record and five saves and a 2.04 ERA.

Regionals on the Road...

• In the current format, Stanford has played at Baylor (2004), at Texas (2006) and at Fullerton (2010, 2011), advancing to the Super Regionals in 2006 and 2011, never reaching a CWS from the road. From 1981 to 1998, Stanford started an NCAA Re-

Stanford Professionals

Stanford has had 86 players here is a list of the 2011 Major Leaguers:

- Sam Fuld, Rays
- Jeremy Guthrie, Orioles
- Jed Lowrie, Red Sox
- John Mayberry, Jr., Phillies
- Carlos Quentin, White Sox
- Greg Reynolds, Rockies
- Drew Storen, Nationals

General Managers

- Ruben Amaro, Jr., Phillies
- Kenny Williams, WSox (FB only)

World Champions

Since Tillie Shafer in 1912 and 1913 with the New York Giants, 16 former players have appeared in the Fall Classic, winning a combined 12 rings. Bobby Brown won four titles with the Yankees in the 1940s and 1950s, while Ed Sprague won back-to-back titles with the Blue Jays in the 1990s. Sprague also part of Stanford's CWS national title runs.

Award Winners

Former greats Jim Lonborg (1967) and Jack McDowell (1993) have each won Cy Young Awards. Bob Boone won a gold glove at catcher seven times from 1978 to 1989 and Mike Mussina was a gold glove winner from 1996 to 2008, seven times. Lonborg (1967), Boon (1976, 78, 79, 83), Ed Sprague (1991), McDowell (1991-93), Mussina (1992-94, 97-98) and Carlos Quentin were all All-Stars.

Trivia Time

According to Baseball America, only seven times in 46 drafts have the first two position players drafted come from the college ranks. Stanford's Jeffrey Hammonds (No. 4 Orioles) and CS Fullerton's Phil Nevin (No. 1, Astros) were both drafted in 1992. The others are: Evan Longoria (No. 4, Rays), Drew Stubbs (No. 11, Reds) in 2006 B.J. Surhoff (No. 1, Brewers) and Will Clark (No. 2, Giants) in 1985; Jeff King (No. 1, Pirates) and Matt Williams (No. 3, Giants) in 1986; Mike Kelly (No. 2, Braves) and Dave McCarty (No. 3, Twins) in 1991; Travis Lee (No. 2, Twins) and Chad Green (No. 8, Brewers) in 1996; and J.D. Drew (No. 2, Phillies) and Troy Glaus (No. 3, Angels) in 1997.



2011 Cardinal Game Notes



gional on the road in Austin (1981), Fresno State (1982)*, Arizona State (1984), Oklahoma State (1986), Connecticut (1988)*, Fresno State (1991), Florida State (1992), Texas (1994), Wichita State (1995)* nine times, advancing to three CWS. Overall it has a 28-16 road record in regional play. Stanford has played in 27 Regionals overall since 1981, advancing to 14 CWS under Mark Marquess.

Own Personal Draft Report

• Stanford faced six of the first 30 picks this season: Gerrit Cole (UCLA, 1st overall), Trevor Bauer (UCLA, 3rd), Anthony Rendon (Rice, 6th), Taylor Jungmann (Texas, 12th), Sonny Gray (Vandy, 18th), Tyler Anderson (Oregon, 20th). The Cardinal will face 30th pick UNC shortstop Levi Michael this weekend.

Riding the Streaks

• Two-sport standout Tyler Gaffney enters the Super Regional with a 20-game hit streak, the sixth-longest since 1988. Since April 30, Gaffney's average has risen from .245 to .323. He has scored 21 runs over that stretch and the team is 15-5.

Hit Streaks (since 1988*)

37, Jeffrey Hammonds, 1990
28, Troy Paulsen, 1988
26, Carlos Quentin, 2003
23, DIEKROEGER, 2010
21, Brian Hall, 2004
20, GAFFNEY, Current
20, Ryan Garko, 2001

(*-partial records from 1988 to 1994)

On the Road Again...

• Following a 3-0 sweep in Fullerton, Stanford has a 17-13 record away from the friendly confines this year. Here are other NCAA teams with at least 27 roadies:

Team	Games	Reg Season on Road (Post-Season)
UC Irvine	28 games	15-12* (3-0 at UCLA Regional)
Stanford	27 games	14-13* (3-0 at Fullerton Regional)
Alcorn State	35 games	11-24 (0-2 at Houston Regional)
Manhattan	34 games	19-15 (0-2 at Gainesville Regional)
New Mexico	30 games	5-25 (0-2 at Tempe Regional)
CS Fullerton	29 games	18-11 (lost own regional)
Kent State	29 games	19-10 (2-2 at Austin Regional)
Princeton	29 games	13-16 (0-2 at Austin Regional)
St. John's	28 games	11-15 (1-2 at Charlottesville Regional)
USF	27 games	11-16 (1-2 at Los Angeles Regional)

This year's road for the Cardinal included four top-20 road series at Rice, at Vanderbilt, at Texas and at Arizona State.

Memorable NCAA Blasts

• Ben Clowe's two homer, two double, equating to 13 bases in the regional championship game was one for the books. Here are few other memorable single-game feats, all coming in the regionals.

Ben Clowe	2011	4-for-4, 3 runs, 4 RBIs, two doubles, two HR (Illinois)
Ryan Garko	2003	3-for-5, 4 runs, 5 RBIs, two homers (Richmond)
John Gall	2000	3-for-6, 2 runs, 5 RBIs, homer (Alabama)
Frank Carey	1988	4-for-4, 5 runs, 5 RBIs, two doubles (Kentucky)

Stanford Trio Amongst Pac-10 Leaders

• Entering the post-season Stephen Piscotty ranked third in the Pac-10 in average (.361) and fourth on-base (.424) and hits (73); Tyler Gaffney ranked fifth in on-base

PLAYERS OF THE WEEK

Collegiate Baseball National POW
Lonnie Kauppila, 2B (Apr. 4, 2011)

Pac-10 Player of the Weeks

Jordan Pries, P (March 9, 2009)
Jordan Pries, P (April 5, 2010)
Kenny Diekroeger, 3B (April 26, 2010)
Lonnie Kauppila, 2B (Apr. 4, 2011)
Brian Ragira, 1B (May 7, 2011)

Baseball 360.com Prime Performer

Austin Wilson, OF (Feb. 21, 2011)
Zach Jones, C (Apr. 25, 2011)

2011 HONORS AND WATCH LISTS

All-Pac-10

Stephen Piscotty (first team)
Brian Ragira (Freshman of the Year, HM)
Tyler Gaffney (HM), Kenny Diekroeger (HM), Jake Stewart (HM), Austin Wilson (HM), Chris Reed (HM)

All-Fullerton Regional

Jordan Pries (MVP), Tyler Gaffney,
Stephen Piscotty, Lonnie Kauppila, Ben Clowe

MLB Draft

Chris Reed (1st Round, 16th overall, Dodgers)
(on-going)

Academic All-District VIII

Kenny Diekroeger (first team, 3.6 GPA)

NCBWA Stopper of the Year

Chris Reed (watch list)

Golden Spikes Award

Kenny Diekroeger (watch list)

Brooks Wallace Award (top SS)

Kenny Diekroeger (watch list, top-25)

Baseball America Top-50 Classes

Austin Wilson (No. 3, freshman)
A.J. Vanegas (No. 5, freshman)
Brian Ragira (No. 13, freshman)
Kenny Diekroeger (No. 2, sophomore)
Mark Appel (No. 4, sophomore)
Jake Stewart (No. 36, sophomore)

Baseball America Summer Prospects

Kenny Diekroeger (No. 1, NECBL)
Chris Reed (No. 1, Atlantic)
Jake Stewart (No. 1, Alaska)
Mark Appel (No. 2, NECBL)
Eric Smith (No. 3, Atlantic)
Stephen Piscotty (No. 3, Alaska)
Brett Mooneyham (No. 18, Team USA)

College World Series Experience

Ben Clowe, C/OF
Zach Jones, C
Danny Sandbrink, P



2011 Cardinal Game Notes



(.421), eighth in walks (28) and ninth in slugging (.478); and Zach Jones ranked seventh in runs (41) and sixth in doubles (15).

Still Pretty Young

• After everyday starting catcher Zach Jones-- a four year starter and DH Ben Clowe, the Cardinal start upwards of seven underclassmen in its everyday line-ups from freshmen Brian Ragira (1B), Austin Wilson (RF), Lonnie Kauppila (2B) to sophomores Kenny Diekroeger (SS), Stephen Piscotty (3B), Jake Stewart (CF) and Tyler Gaffney (LF/CF).

Get Your Degree Under Marquess and Make the Majors

• Of Stanford's 54 Major Leaguers under Mark Marquess, 46 have earned their degrees. Of the 12 Major Leaguers from Stanford in 2010, nine earned their degrees. An A1 feature in the San Jose Mercury News on February 28 and a national story in USA Today on June 3, both featured the item. Newly minted Major Leaguers, Jason Castro and Drew Storen, headed back to school to finish up this fall. This season, Sam Fuld, Jed Lowrie, John Mayberry and Carlos Quentin all have their degrees among current Big Leaguers. A Wall Street Journal report said that only two dozen Major Leaguers had earned their degrees in 2010. Some Cardinal Major Leaguers who have earned their degrees include: Gold Glove catcher Bob Boone, Cy Young Award winner Jack McDowell, All Star Mike Mussina, Phillies general manager Ruben Amaro, Jr., former manager A.J. Hinch and long-time Major Leaguers Mike Aldrete and Jeffrey Hammonds.

Major League Style

• Since the turn of the Century, Stanford has had 86 players all-time reach the Majors. Marquess has coached 54 Major Leaguers since 1977 (55 have made the Majors with current White Sox GM Kenny Williams only playing football at Stanford).

Number of Straight Years with an Active Major Leaguer

• According to research, Stanford has had 53-straight years with at least one Major Leaguer, dating all the way back to 1958 and Doug Essegian (Phillies) and Dave Melton (Kansas City A's). USC has had a Major Leaguer every year since 1939.

Team, Years

- USC, 1939-2010, 72
- Oklahoma, 1945-2010, 66
- Washington State, 1948-2010, 63
- Texas A&M, 1949-2010, 62
- Minnesota, 1953-2010, 58
- Arizona, 1957-2010, 54
- Houston, 1958-2010, 53
- Stanford, 1958-2010, 53
- Clemson, 1960-2010, 51
- Florida State, 1961-2010, 50
- Michigan, 1961-2010, 50

(courtesy of Washington State sports information)

Two-Sport Tradition

• Including Heisman runner-up Toby Gerhart (running back and outfielder), current head coach Mark Marquess (who was a quarterback, defensive back and punt returner) and NFL Hall of Famer John Elway (and outfielder and quarterback), the Cardinal have had a number of great two-sport stars. One of the first was Ernie Nevers, who starred for the Cardinal in the early part of the 20th Century. That list has included: Major League pitcher Joe Borchard (also a QB), NFL and MLB player Chad Hutchinson (RHP and QB), 1940s Major Leaguer Lloyd Merriman, Brian Johnson (QB) and John Lynch (QB and RHP). Orange Bowl Champion and backup running back Tyler Gaffney is the latest two-sport athlete.

Last At-Bat Wins (6)

4/12 v. Pacific down 1-0 in the 8th, scored three times to win 3-1 as Chris Reed got final five outs for the win.

4/24 v. #11 UCLA trailing 4-1 with two outs in the ninth, scored four runs paced by a two-run game tying Jones double and then an RBI single from Kenny Diekroeger.

5/7 v. UW after giving up 7-3 lead with four runs in the eighth, a bases loaded error by 2B Willy Reel gave Stanford the series, and win at 8-7.

5/8 v. UW trailing 2-1 in the eighth, Ragira's two-run triple off the centerfield wall ignited a six-run inning and 7-2 win

5/20 v. AZ In a scoreless game until the 11th, a two-out walk and steal by Tyler Gaffney started the inning with Gaffney scoring on a bases loaded single by Doran

5/22 v. AZ Down 1-0 in the eighth, an RBI single by Gaffney tied it at 1-1, before Gaffney scored on Wilson's two-out single. Chris Reed got both wins of UA series.

National Honors for the Cardinal

National Players of the Year

- 1970 Steve Dunning, P
- 1991 David McCarty, 1B
- 1998 Jeff Austin, P

Johnny Bench Award (Top Catcher)

- 2003 Ryan Garko, C

Golden Spikes Award Finalists

- 1985 John Verducci
- 1987 Jack McDowell
- 1988 Ed Sprague
- 1991 David McCarty
- 1992 Jeffrey Hammonds
- 1996 A.J. Hinch
- 1998 Jeff Austin

- 2000 Justin Wayne

- 2002 Jeremy Guthrie

- 2003 Carlos Quentin

National Freshman of the Year

- 1985 Jack McDowell, P
- 1987 Paul Carey, OF
- 1990 Jeffrey Hammonds, OF
- 1995 Kyle Peterson, P
- 2003 Mark Romanzczuk, P

National Coach of the Year

- 1985 Mark Marquess
- 1987 Mark Marquess
- 1988 Mark Marquess

Cardinal Catchers

Starting Catchers Since 1993:

- 1993-96 A.J. Hinch (3rd round pick, MLB)
- 1997 Jon Schaeffer (9th)
- 1998-00 Damien Alvarado (free agent)
- 2001-03 Ryan Garko (3rd, MLB)
- 2004 Donny Lucy (2nd, MLB)
- 2005-06 John Hester (13th, MLB)
- 2007 Brian Juhl (35th)
- 2008 Jason Castro (1st, MLB)
- 2009- Zach Jones



The Clarke and Elizabeth Director of Baseball



Since his arrival, in the fall of 1965, Mark Marquess' (mar-QUESS) impact upon Stanford baseball is beyond measure. A member of the American Baseball Coaches Hall of Fame, Marquess opened the season as the seventh-winningest coach in NCAA Division-I baseball history - fourth among active skippers - with a career 1,387-719-7 (.658) record. He moved past USC's Rod Dedeaux's 1342 victories in 2009. Each of those victories have come on The Farm, as he has won more games than any coach in any sport ever at Stanford. As head coach of USA Baseball in 1981, Marquess guided the U.S. collegiate team to a gold medal at the World Games in Santa Clara. Following that accomplishment, he led the club to the gold medal at the Intercontinental Cup in Edmonton, Canada. His squad edged Cuba, 5-4, in the finals to mark the first time since 1970 that the United States had beaten the Cubans in international competition. In addition, Marquess became the only person ever to post victories over the Cuban team as both a player and a coach. Marquess' success as a coach can be traced to his days as a player. A three-year starter at first base for Stanford (1967-69), he earned first-team All-America honors in 1967 and garnered second-team All-America recognition in 1968. He was also named first-team All-Pac-8 and All-District-8 both seasons. Marquess' name is still etched in the school's record book, as his .404 batting average in 1967 is fifth all-time on the school's single-season list and his 15 career triples are tied for fifth. In addition, Marquess is one of only 10 to have both played in and coached at the College World Series. He also competed on the 1967 USA Pan American Games team that captured the gold medal. One of the greatest two-sport athletes ever on The Farm, he completed his collegiate baseball career with three seasons on the Stanford football squad as a quarterback, split end, defensive back and punt returner.

Career Coaching Record

Year	Record	Pac-10 (Place)	Postseason
1977	43-23 (.652)	5-13 (3rd-T)*	---
1978	35-20-1 (.634)	6-12 (3rd-T)*	---
1979	35-23 (.603)	13-17 (5th-T)^	---
1980	29-24 (.547)	13-17 (5th)^	---
1981	43-22 (.662)	16-14 (2nd)^	Central Regional
1982	49-18-1 (.728)	20-10 (2nd)^	5th-T - CWS
1983	41-17-1 (.707)	20-10 (1st)^	5th-T - CWS
1984	38-26-1 (.582)	18-12 (1st-T)^	West II Regional
1985	47-15 (.758)	23-7 (1st)^	5th-T - CWS
1986	38-23 (.623)	18-12 (2nd-T)^	Midwest Regional
1987	53-17 (.757)	21-9 (1st)^	NCAA Champions
1988	46-23 (.667)	18-12 (2nd)^	NCAA Champions
1989	30-28 (.517)	12-18 (4th)^	---
1990	59-12 (.831)	24-6 (1st)^	3rd-T - CWS
1991	39-23 (.629)	18-12 (2nd)^	West II Regional
1992	39-23 (.629)	17-13 (2nd)^	South II Regional
1993	27-28 (.491)	10-20 (6th)^	---
1994	36-24 (.600)	21-9 (1st)^	Central Regional
1995	40-25 (.615)	20-10 (2nd)^	5th-T - CWS
1996	41-19 (.683)	19-11 (2nd)^	West Regional
1997	45-20 (.692)	21-9 (1st)^	3rd-T - CWS
1998	42-14-1 (.746)	22-8 (1st)^	West Regional
1999	50-15 (.769)	19-5 (1st)	3rd-T - CWS
2000	50-16 (.758)	17-7 (1st-T)	2nd - CWS
2001	51-17 (.750)	17-7 (2nd)	2nd - CWS
2002	47-18 (.723)	16-8 (2nd)	3rd-T - CWS
2003	51-18 (.739)	18-6 (1st)	2nd - CWS
2004	46-14 (.767)	16-8 (1st)	NCAA Regional
2005	34-25 (.576)	12-12 (6th-T)	NCAA Regional
2006	33-27 (.550)	11-13 (5th-T)	NCAA Super Regional
2007	28-28 (.500)	9-15 (8th)	---
2008	41-24-2 (.627)	14-10 (2nd)	3rd-T - CWS
2009	30-25 (.545)	13-14 (5th)	---
2010	31-25 (.554)	14-13 (4th)	NCAA Regional
2011	35-20 (.603)	14-12	NCAA Super Regional
Totals	1,422-739-7	565-391	

Marquess Coaching Capsule

- 2 NCAA Titles
- 14 CWS Appearances
- 8 Super Regional Appearances (6 Titles)
- 27 Regional Appearances (15 Titles)
- 12 Conference Titles

Milestone Wins

1st Career Win

(February 4, 1977 vs. USF, 6-1)

1000th Career Win

(February 9, 2001 vs. Florida State, 6-2)

1100th Career Win

(February 17, 2003 vs. Nevada 5-4)

1200th Career Win

(March 5, 2005 vs. Cal 10-3)

1300th Career Win

(April 6, 2008 vs. Arizona State 10-2)

1400th Career Win

(April 3, 2011 at Washington State, 4-3)

100th Career Postseason Win

(June 7, 2003 vs. Long Beach State 4-2)

International Coaching

- Olympic Head Coach (1988)
- National Head Coach (1981, '87, '88)
- USA Baseball Assistant Coach (1984)
- Gold Medal (1988 Seoul Olympics)
- Gold Medal (1981 Intercontinental Cup)
- Gold Medal (1981 World Games)
- Silver Medal (1987 Intercontinental Cup)
- International Coach of the Year (1988)

Collegiate Playing Career

- First-Team All-American (1967)
- Second-Team All-American (1968)
- Two-Time All-Pac-8 (1967, '68)
- Stanford First Baseman (1967-69)
- Stanford Football (1966-68)

International Playing Career

- Gold Medal (1967 USA Pan American Games)

Professional Playing Career

- Chicago White Sox Organization (1969-73)



Cardinal By the Numbers



Baseball America Final Regular Season

Team	2011	LW	PV
1. Florida	45-16	4-1	3
2. Virginia	49-9	4-0	5
3. Vanderbilt	47-10	3-1	4
4. South Carolina	45-14	1-2	1
5. Texas	43-15	3-2	2
6. Florida State	42-17	2-2	7
7. Texas A&M	42-18	4-0	13
8. CS Fullerton	40-15	3-1	9
9. Rice	41-19	3-1	16
10. Arizona State	39-16	1-2	8
11. Texas Christian	42-17	2-2	10
12. Georgia Tech	40-17	1-2	11
13. North Carolina	45-14	1-2	12
14. Clemson	41-18	2-1	14
15. Oregon State	38-17	0-3	6
16. Miami	36-21	2-1	17
17. UCLA	33-22	2-2	23
18. Connecticut	41-17	2-2	15
19. Arkansas	38-20	2-2	20
20. Fla International	40-18	3-1	22
21. Troy	42-17	2-1	21
22. Oklahoma	41-17	1-2	18
23. East Carolina	39-19	2-1	25
24. Stanford	32-20	2-1	NR
25. Southern Miss	39-17	1-2	19

Collegiate Baseball Final Regular Season

Ranking (Record)	Points	LW
1. Florida (45-16)	495	2
2. Virginia (49-9)	493	5
3. Vanderbilt (47-10)	492	3
4. South Carolina (45-14)	491	1
5. Texas (43-15)	487	4
6. Texas A&M (42-18)	484	13
7. Texas Christian (42-17)	480	7
8. Cal. St. Fullerton (40-15)	479	10
9. Georgia Tech. (40-19)	477	8
10. North Carolina (45-14)	475	9
11. Florida St. (42-17)	473	12
12. UCLA (33-22)	470	17
13. Oregon St. (38-17)	468	6
14. Arizona St. (39-16)	465	11
15. Oklahoma (41-17)	464	14
16. Connecticut (41-17-1)	463	15
17. Rice (41-19)	462	20
18. Miami, Fla. (36-21)	460	16
19. Clemson (41-18)	459	18
20. U.C. Irvine (39-16)	455	19
21. Coastal Carolina (41-18)	453	24
22. Arizona (36-19)	450	—
23. Stanford (32-20)	449	26
24. Kent St. (43-15)	446	25
25. Creighton (44-14)	444	—
26. Arkansas (38-20)	441	22
27. Fresno St. (40-14)	437	27
28. James Madison (40-17)	436	30
29. Southern Miss. (39-17)	434	21
30. California (31-20)	433	23

USA Today/Coaches Final Regular Season

Rank	School (record)	Points	LW	Notes
1.	Virginia (49-9)	752	3	18
2.	Vanderbilt (47-10)	735	2	9
3.	Florida (45-16)	724	5	3
4.	South Carolina (45-14)	679	1	0
5.	Texas (43-15)	648	4	0
6.	Florida State (42-17)	577	8	0
7.	North Carolina (45-14)	546	6	1
8.	Texas A&M (42-18)	530	13	0
9.	CS Fullerton (40-15)	514	11	0
10.	TCU (42-17)	501	7	0
11.	Arizona State (39-16)	443	9	0
12.	Clemson (41-18)	414	14	0
13.	Rice (41-19)	384	17	0
14.	Georgia Tech (40-19)	351	15	0
15.	Oklahoma (41-17)	339	12	0
16.	Oregon State (38-17)	331	10	0
17.	UC-Irvine (39-16)	273	16	0
18.	UCLA (33-22)	259	19	0
19.	Arkansas (38-20)	239	18	0
20.	Fresno State (40-14)	137	23	0
21.	Stanford (32-20)	119	24	0
22.	Southern Miss (39-17)	107	20	0
23.	Miami (Fla.) (36-21)	103	21	0
24.	Connecticut (41-17-1)	80	22	0
25.	Creighton (44-14)	75	25	0

Others receiving votes: Arizona (36-19) 60; Kent State (43-15) 27; East Carolina (39-19) 23; Coastal Carolina (41-18) 18; Troy (42-17) 18; Florida International (40-18) 14; Charlotte (42-14) 13; California (31-20) 10; Stetson (41-18) 8; Georgia (31-30) 7; Oklahoma State (35-23) 7; Dallas Baptist (39-17) 4; Central Florida (30-21) 3; Baylor (29-26) 1; James Madison (40-17) 1; Texas State (40-21) 1.

Pre-Season Coaches Poll (Pac-10)

Team	Points
1. UCLA (8)	79
2. Stanford (2)	66
3. Arizona State	60
4. Oregon.....	59
5. Arizona	48
6. California	46
7. Washington State	37
8. Oregon State	28
9. USC	16
10. Washington	11

Pac-10 Standings (regular season)

Team	Pac-10	PCT	GB	Overall	PCT		
UCLA	18	9	0.667	--	33	22	0.600
Arizona State	17	10	0.630	1	39	16	0.709
Oregon State	17	10	0.630	1	38	17	0.691
Arizona	15	12	0.556	3	36	19	0.655
Stanford	14	12	0.538	3.5	32	20	0.615
California	13	13	0.500	4.5	31	20	0.608
Southern California	13	14	0.481	5	25	31	0.446
Oregon	11	16	0.407	7	33	26	0.559
Washington State	10	17	0.370	8	26	28	0.481
Washington	6	21	0.222	12	17	37	0.315

Stanford Cardinal in the Polls

	Last					
	Rec	Wk	BA	CB	USA	RPI*
Pre-Season	0-0	0-0	13th	10th	16th	
February 21	2-1	2-1	8th	9th	--	
February 28	4-3	2-2	9th	14th	15th	
March 7	6-5	2-2	12th	17th	19th	
March 14	6-5	--	12th	18th	22nd	9
March 21	6-5	--	12th	18th	23rd	4
March 28	10-6	4-1	11th	18th	21st	7
April 4	13-7	3-1	11th	18th	20th	8
April 11	15-9	2-2	17th	21st	23rd	15
April 18	16-12	1-3	--	--	26th	18
Apr. 25	19-13	3-1	21st	27th	25th	16
May 2	21-16	2-3	--	--	28th	15
May 9	25-16	4-0	--	--	25th	14
May 16	28-18	3-2	--	--	25th	23
May 23	30-19	2-1	--	26th	24th	18
May 30	30-22	2-1	24th	23rd	21st	15

Opponents in the Polls (5/30)

	Up/					
	Dwn	Rec	BA	CB	USA	RPI*
Vanderbilt	◀	47-10	3rd	3rd	2nd	5
Texas	▶	43-15	5th	5th	5th	12
CS Fullerton	▲	40-15	8th	8th	9th	13
Rice	▲	41-19	9th	17th	13th	11
Arizona State	◀	39-16	10th	14th	11th	9
UCLA	▲	33-22	17th	12th	18th	34
Oregon State	▼	38-17	15th	13th	16th	31
Arizona	▲	36-19	--	22nd	26th	25
California	▼	31-20	--	30th	33rd	44

Kansas State	36-23	--	--	--	41
Washington State	26-28	--	--	--	63
Oregon	33-26	--	--	--	53
Long Beach St.	29-27	--	--	--	65
USC	25-31	--	--	--	89
Cal Poly	27-26	--	--	--	99
San Jose State	35-26	--	--	--	125
Illinois	28-25	--	--	--	135
Washington	17-37	--	--	--	183
Saint Mary's	27-28	--	--	--	191
Pacific	17-37	--	--	--	209
UC Davis	18-36	--	--	--	212
Santa Clara	17-34	--	--	--	230

* - previously ranked... Polls are Baseball America, Collegiate Baseball and the Coaches National Polls. RPI (*) is Boydsworld.com. Up/Down Refers to if they are rising ▲ in the rankings, staying the same ◀▶ or falling ▼



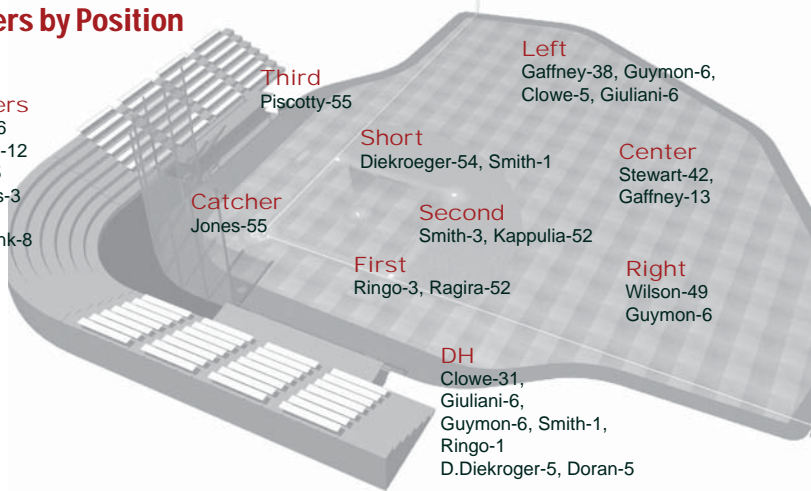
Inside the Numbers



Starters by Position 2011

Pitchers

Appel-16
McArdle-12
Pries-15
Vanegas-3
Reed-1
Sandbrink-8



Inning-by-inning summary

	1	2	3	4	5	6	7	8	9	EX	Totally
Stanford	37	31	35	33	38	36	33	40	19	1	303
Opponents	25	19	25	25	25	25	31	31	14	0	220

Win-loss summary:

Total	35-20
Conference	14-12
Non-Conf	21-8
Regionals.....	3-0
Home	18-7
Away	15-13
Neutral	2-0
Day	12-11
Night	23-9
vs Left	8-7
vs Right.....	27-13
1-Run games	11-6
2-Run games	6-6
5+Run games	11-3
Extra inns.....	1-0
Shutouts	2-1
Scoring 0-2 runs	3-12
Scoring 3-5 runs	11-5
Scoring 6-9 runs	14-2
Scoring 10+ runs	7-1
Opponent 0-2 runs.....	19-2
Opponent 3-5 runs.....	13-6
Opponent 6-9 runs.....	2-10
Opponent 10+ runs.....	1-2
Scored in 1st inning.....	14-6
Scores first.....	26-9
Opp. scores first	9-11
After 6 leading	28-2
After 6 trailing	5-17
After 6 tied	2-1
After 7 leading	29-1
After 7 trailing	4-18
After 7 tied	2-1
After 8 leading	32-0
After 8 trailing	1-19

After 8 tied	2-1
Hit 0 home runs	22-17
Hit 1 home run	8-1
Hit 2+ home runs	5-2
Opponent 0 home runs...	26-13
Opponent 1 home run.....	9-4
Opponent 2+ HRs.....	0-3
Made 0 errors	14-4
Made 1 error	10-10
Made 2+ errors	11-6
Opp. made 0 errors	8-5
Opp. made 1 error	13-11
Opp. made 2+ errors	14-4
Out-hit opponent.....	30-4
Out-hit by opponent.....	5-10
Hits are tied	0-6

General summary:

Current winning streak.....	5
Longest winning streak.....	6
Longest losing streak.....	3
Home attendance	41310
(25 dates avg = 1652)	
Away attendance	67190
(30 dates avg = 2239)	
Total attendance	108500
(55 dates avg = 1972)	

Misc. Numbers

MULTI HIT GAMES	2	3	4	5+	Tot
25 Piscotty, Stephen	16	10	-	-	26
3 Diekroeger, Kenny	16	4	1	-	21
7 Gaffney, Tyler	16	3	1	-	20
21 Ragira, Brian	11	5	-	2	18
24 Stewart, Jake	13	3	-	-	16
30 Wilson, Austin	9	5	1	-	15
5 Jones, Zach	12	3	-	-	15
8 Kauppila, Lonnie	7	4	2	1	14
29 Clowe, Ben	9	1	1	-	11
11 Giuliani, Dave	4	-	-	-	4
4 Smith, Eric	1	-	-	-	1
13 Doran, Brett Mich	1	-	-	-	1
2 Diekroeger, Danny	1	-	-	-	1
22 Guymon, Brian	-	1	-	-	1
TEAM	116	39	6	3	164

MULTI RBI GAMES	2	3	4	5+	Tot
25 Piscotty, Stephen	10	2	-	-	12
7 Gaffney, Tyler	10	1	-	-	11
3 Diekroeger, Kenny	7	1	1	-	9
8 Kauppila, Lonnie	4	2	1	-	7
21 Ragira, Brian	4	1	1	1	7
5 Jones, Zach	3	3	1	-	7
30 Wilson, Austin	3	2	1	-	6
24 Stewart, Jake	-	1	2	-	3
29 Clowe, Ben	1	-	1	-	2
2 Diekroeger, Danny	2	-	-	-	2
10 Ringo, Justin	1	-	-	-	1
TEAM	45	13	8	1	67

HIT STREAKS	Longest	Current
7 Gaffney, Tyler	20	20
3 Diekroeger, Kenny	16	-
30 Wilson, Austin	12	1
21 Ragira, Brian	10	1
25 Piscotty, Stephen	9	4
24 Stewart, Jake	8	1
8 Kauppila, Lonnie	8	1
5 Jones, Zach	7	1
22 Guymon, Brian	5	-

In the Rankings

Category	Pac-10
Batting (.305)	2nd
ERA (3.75)	6th
Fielding (.967)	9th

Player	P10
Piscotty (average)	3rd
Piscotty (on-base)	4th
Piscotty (hits)	4th
Jones (runs)	7th
Jones (doubles)	6th
Gaffney (slugging)	9th
Gaffney (walks)	8th
Gaffney (on-base)	5th
Reed (saves)	3rd
Sandbrink (opp avg)	9th



Pitching Staff



STARTING STAFF

#26 Mark Appel, So., RHP, San Ramon, CA

HIGHs: 9.0 innings (at USC, 4/8/11)

9 strikeouts (Washington, 5/6/11)

Is 1-3 against the top junior prospects, Taylor Jungmann (Texas), Sonny Gray (Vandy) and Andrew Gagnon (LBSU). Beat UCLA's Trevor Bauer in 4-1 win... Texas and Gray losses were each by one run... first complete game at USC (4/2) came following six no-hit innings and three perfect innings... enters Super Regional with four earned runs over his last 24.1 innings... has struck out at least five in of last 11 weekend starts... preseason second team All-American by Baseball America... had three starts and was a reliever as a freshman in 2010.

Season Game-By-Games

Feb. 18	*at Rice	ND	5.2 IP	8 H	2 R	2 ER	1 BB	4 Ks	team won 5-3
Feb. 25	*at Vandy	L	6.0 IP	7 H	2 R	2 ER	3 BB	3 Ks	2-1 loss v. Gray
Mar. 4	*at Texas	L	7.1 IP	8 H	4 R	4 ER	2 BB	2 Ks	2-1 game until two run 8th
Mar. 21	*UC Davis	W	2.0 IP	0 H	0 R	0 ER	0 BB	0 Ks	perfect 2.0 IP after layoff
Mar. 25	*LBSU	L	6.2 IP	10 H	6 R	5 ER	2 BB	5 Ks	third loss to top prospect
Apr. 1	*at WSU	ND	7.0 IP	5 H	2 R	2 ER	3 BB	7 Ks	1 hit, 0 runs first 5 IP
Apr. 8	*at USC	W	9.0 IP	4 H	1 R	0 ER	0 BB	7 Ks	first CG, 6 no-hit innings
Apr. 15	*Ore. St.	L	6.2 IP	7 H	1 R	1 ER	2 BB	6 Ks	third one-run loss of the year
Apr. 21	*UCLA	W	7.0 IP	9 H	3 R	3 ER	3 BB	6 Ks	first win over a top-15 team
Apr. 25	*Cal	ND	1.0 IP	0 H	0 R	0 ER	0 BB	1 K	predetermined midweek start
Apr. 29	*at ASU	L	7.0 IP	12 H	7 R	7 ER	2 BB	5 Ks	most runs of the season
May 6	*UW	W	8.0 IP	6 H	2 R	1 ER	2 BB	9 Ks	career-high strikeouts
May 13	*at Ore.	L	6.2 IP	10 H	6 R	4 ER	5 BB	5 Ks	season-high 5 walks
May 20	*AZ	ND	8.0 IP	6 H	0 R	0 ER	1 BB	9 Ks	tied career-high in Ks
May 27	*at Cal	W	7.1 IP	8 H	2 R	1 ER	0 BB	3 Ks	1 ER last two starts
June 3	*KS State	W	9.0 IP	7 H	3 R	3 ER	0 BB	8 Ks	opening Regional win

#16 Jordan Pries, Jr., RHP, Alameda, CA

HIGHs: Complete Games-3 (WSU, 3/1/09-8 IP;

Pepperdine, 3/20/10-9 IP, at UCLA, 4/1/10-9 IP)...

6 walks (at Vandy, 2/27/11)... 10 strikeouts (v. Arizona State, 4/18/09)

Fullerton Regional MVP after 7.2 shutout innings against top-seeded and No. 8 CS Fullerton, pitching four perfect innings to start and another 10 in a row in 1-0 win... got two wins over second week of the season, not allowing a run in 10 of 11 innings and producing a .118 opponent batting average... has reached the sixth inning in 10 of 13 weekend starts... has allowed 1 ER run last three starts and 22.0 IP... three year starter in the weekend rotation.

Season Game-By-Games

Feb. 22	*Cal	W	4.0 IP	1 H	0 R	0 ER	0 BB	4 Ks	retired final 7 batters
Feb. 27	*at Vandy	W	7.0 IP	3 H	2 R	2 ER	6 BB	4Ks	11.0 IP first week, 2 wins
Mar. 6	*at Texas	L	4.2 IP	5 H	3 R	3 ER	2 BB	4 Ks	first loss of the year
Mar. 21	UC Davis	ND	5.0 IP	5 H	2 R	2 ER	1 BB	4 Ks	first relief role in midweek
Mar. 26	*LBSU	W	7.0 IP	5 H	1 R	0 ER	3 BB	7 Ks	evened series, ssn high Ks
Apr. 2	*at WSU	W	7.0 IP	5 H	2 R	2 ER	2 BB	7 Ks	ssn high Ks, evened series
Apr. 9	*at USC	L	6.1 IP	7 H	3 R	3 ER	3 BB	5 Ks	lost 3-1 v. Austin Wood
Apr. 16	*Ore. St.	L	6.0 IP	9 H	6 R	5 ER	4 BB	3 Ks	series loss to #9 OSU
Apr. 22	*UCLA	L	6.0 IP	10 H	4 R	4 ER	1 BB	7 Ks	ssn hi 7 Ks, 5.89 ERA last 3
Apr. 26	*at SMC	ND	2.0 IP	3 H	0 R	0 ER	1 BB	2 Ks	predetermined midweek start
May 1	*at ASU	L	5.0 IP	8 H	5 R	5 ER	1 BB	3 Ks	1-4, 5.64 ERA in P10 games
May 8	*UW	ND	7.1 IP	7 H	2 R	2 ER	1 BB	4 Ks	trailed 2-1, won 7-2
May 15	*at Ore.	ND	5.0 IP	8 H	5 R	5 ER	4 BB	5 Ks	has not won since Apr. 2
May 22	*AZ	ND	7.0 IP	7 H	1 R	1 ER	0 BB	6 Ks	won 2-1, solo HR in 2nd
May 28	*at Cal	W	7.1 IP	6 H	2 R	0 ER	1 BB	3 Ks	1 ER last 14.1 IP
June 4	*at CSF	W	7.2 IP	2 H	0 R	0 ER	0 BB	6 Ks	winner's bracket 1-0 win

CLOSER

#33 Chris Reed, Jr., LHP, Reseda, CA

HIGHs: 4.1 innings (at Cal, 4/5/10)... 5

strikeouts (at Rice, 2/19/11)

All-Pac-10 honorable mention ranking third in the league in saves... put on midseason watch list for NCBWA Stopper of the Year... 1.80 ERA (9 ER in 45.0 IP) out of the bullpen in 2011... gave up two runs and had an 0.96 ERA over his first 12 relief appearances following his only start of the year... had not given up a run in first seven relief appearances and 12.2 innings since giving up seven runs in his first and only start... born overseas in London.

2/19 at Rice	L	only start	(only start resulted in seven runs in 4.2 IP)
2/27 at Vandy	Sv	first save	(2.0 shutout innings against No. 3 Vandy)
3/21 UCLA	Sv	saved 3-2 win	(2.0 shutout innings and three strikeouts)
3/27 LBSU	Sv	6-5 win in series clincher	(retired all eight batters, striking out four on 27 pitches over 2.2 innings)
4/1 at WSU	BS	first blown save	(came on with runners on the corners and gave up 3-run homer to Derek Jones capping an eight-run ninth)
4/3 at WSU	Sv	Marquess' 1400th win	(rebounded by getting double play to end the eighth and perfect ninth in 4-3 game)
4/12 UOP	W	win after last at-bat win	(perfect 8th and 9th after Stan scored 3 in B8)
4/23 UCLA	W	4-run bot. of 9th for win	(secured win after Stanford rallied from 4-2)
4/26 at SMC	L	second loss	(came on with bases loaded and no outs and got out of it, before allowing winning run in the ninth)
5/3 at SJSU	Sv	first save in month	(2.0 IP, perfect eighth, struck out side in ninth in 3-1 win for first save in a month)
5/8 UW	Sv	back-to-back saves	(After putting first two runners on, double play and come-backer save opener)
5/9 UW	W / BS	blown save after up 7-3	(Gave up a four-run lead in the eighth, before Cardinal rallied with winning run in ninth to win 8-7)
5/14 at Ore.	W	evened series	(four strikeouts in 3.0 IP, retiring final seven Ducks)
5/20 AZ	W	Won 0-0 game with run in 11	(three perfect innings to win series opener)
5/22 AZ	W	Two runs in 8th in 2-1 win	(took series, second win of the series with 2.0 IP)
5/27 at Cal	Sv	took opener of sereis	(1.2 IP, leaving winning run on base in eighth)
5/28 at Cal	Sv	saved series win for Pries	(back-to-back days, stranded tying runs on base in 8th)
6/4 at CSF	Sv	Fullerton Regional	(Pitched final 1.1 innings on second day of regional, securing 1-0 win)



Pitching Staff



#19 Dean McArdle, So., RHP, Sioux City, IA

HIGHS: 3.0 innings-relief (3/19/10 v. Pepperdine, 4/3/10 at UCLA), 7.2 innings-start (3/5/11 at Texas) ...
6 strikeouts (v. USF, 3/29, v. WSU, 5/16/10, at WSU, 4/3/11)

Started first seven weekends in the rotation... longest outing in a month came on May 3 at San Jose State when he went 5.1 innings, retiring 11 in a row in a 3-1 win... did not get to the fifth in three of four starts from March 27 to April 17... lowered his ERA to 1.00 to start the year over his first four starts... won nine consecutive games to start his career... 5-0 as a freshman in 2010, pitching the last three Sundays as the team's starter and 4-0 as a sophomore for nine consecutive wins prior to first collegiate loss at USC (4/10) when he was knocked out in the third inning.

Season Game-By-Games

Feb. 20	*at Rice	W	5.0 IP	3 H	1 R	0 ER	1 BB	4 Ks	won series clincher
Feb. 26	*at Vandy	ND	1.1 IP	4 H	2 R	1 ER	2 BB	0 Ks	knocked out in second
Mar. 5	*at Texas	W	7.2 IP	7 H	1 R	1 ER	3 BB	3 Ks	even series with win
Mar. 22	*SCU	W	4.0 IP	1 H	0 R	0 ER	1 BB	1 K	lowered ERA to 1.00
Mar. 27	*LBSU	ND	0.2 IP	6 H	4 R	4 ER	0 BB	2 Ks	knocked out in first
Apr. 3	*at WSU	W	6.2 IP	4 H	3 R	0 ER	3 BB	6 Ks	high 6 Ks, series clincher
Apr. 10	*at USC	L	2.0 IP	4 H	4 R	4 ER	1 BB	1 K	3rd start w/o reaching third
Apr. 17	*Ore. St.	L	2.1 IP	2 H	3 R	3 ER	2 BB	1 K	second-straight loss
Apr. 19	at SCU	W	3.0 IP	2 H	2 R	2 ER	0 BB	3 Ks	retired final six batters
Apr. 26	at SMC	ND	4.0 IP	2 H	2 R	2 ER	0 BB	2 Ks	gave up 2 solo homers
May 3	*at SJSU	W	5.1 IP	3 H	1 R	0 ER	1 BB	4 Ks	first win since 4/3, ret. 11
May 10	*UCD	W	6.1 IP	10 H	4 R	3 ER	1 BB	1 K	1 run through first 6.0 IP
May 15	at Ore.	L	3.0 IP	2 H	1 R	0 ER	4 BB	1 K	unearned run in 7th
May 24	*CP	L	4.0 IP	4 H	3 R	3 ER	2 BB	3 Ks	second-straight loss

#28 Danny Sandbrink, Sr., RHP, St. Louis, MO

HIGHS: 9.0 innings as a starter (6/1/08 v. Pepperdine in NCAA Regional)... 5.0 innings as a reliever (at UCLA 4/20/08)... 6 strikeouts (v. Pepperdine 6/1/08)

longest career outing since freshman year and 2008 NCAA Regional complete game at ASU (4/30) to even the series. Struck out a career-best nine... had a 2.53 ERA allowing 6 ER over his first three weekend starts (21.1 IP) against top-15 opponents UCLA and Arizona State and Washington... earned spot in weekend rotation after seven appearances on April 23, producing a 2.49 ERA over 25.1 innings... got save in series clincher with final 4.0 innings, giving up one earned run on two hits at No. 17 Rice (2/20)... former starter in CWS year in 2008, used out of the bullpen since, a spot starter in 2010.

Season Game-By-Games

Feb. 20	at Rice	Sv	4.0 IP	2 H	1 R	0 ER	1 BB	1 K	picked up save
Feb. 26	at Vandy	ND	4.1 IP	5 H	4 R	3 ER	1 BB	3 Ks	
Mar. 5	at Texas	ND	1.1 IP	2 H	1 R	1 ER	0 BB	1 K	
Mar. 29	*SMC	W	3.0 IP	0 H	0 R	0 ER	0 BB	3 Ks	first win of year
Apr. 5	*SJSU	W	4.0 IP	0 H	0 R	0 ER	1 BB	2 Ks	retired first nine
Apr. 10	at USC	ND	5.0 IP	6 H	2 R	2 ER	2 BB	1 K	first run in 10.1 IP
Apr. 17	OSU	ND	3.2 IP	4 H	1 R	1 ER	2 BB	2 Ks	fifth relief outing of year
Apr. 23	*UCLA	ND	5.1 IP	4 H	2 R	2 ER	1 BB	5 Ks	first weekend start
Apr. 30	*at ASU	W	9.0 IP	5 H	4 R	1 ER	3 BB	9 Ks	evened series with win
May 7	*UW	ND	7.0 IP	6 H	3 R	3 ER	2 BB	6 Ks	left with 7-3 lead
May 14	*at Ore.	ND	1.1 IP	6 H	4 R	4 ER	0 BB	2 Ks	couldn't get out of 2nd
May 21	*AZ	L	6.0 IP	5 H	4 R	4 ER	1 BB	4 Ks	four no-hit innings to start
June 5	*Illinois	W	7.0 IP	8 H	2 R	2 ER	1 BB	6 Ks	won champ. game

BULLPEN

#17 A.J. Vanegas, Fr., RHP, Alameda, CA

HIGHS: 4.2 innings (LBSU, 3/27/11)
4 strikeouts (UCLA, 4/22/11)

After an ERA of 4.12 to start his career over nine games, gave up just two runs over the eight games and 15.1 innings lowering his ERA to 2.83 prior to four runs at Pacific (5/9)... struck out a career-best four over 2.0 shutout innings with No. 11 UCLA (4/22)... pitched career-high 4.2 innings against LBSU, coming on in the first and pitching into the sixth in eventual 6-5 win... 3.0 shutout innings with one hit against Pacific (4/12)... picked up his first career win in his first career start with 4.0 predetermined innings, giving up one run on four hits. Retired nine in a row after the first innings run v. Santa Clara (3/1)... pitched 3.0 innings of relief v. No. 17-Cal (2/22) in midweek affair, giving up two runs in the fifth. Retired final seven batters he faced.

#14 Sahil Bloom, So., RHP, Weston, MA

HIGHS: 5.0 innings (at Pacific, 5/9/11)
5 strikeouts (at UOP, 5/9/11)

Picked up win at UOP (5/9) with five shutout innings out of the pen with career-best five strikeouts... pitched 1.2 shutout innings v. No. 27 Arizona (5/21)... gave up five runs (one earned) over 1.2 innings against Saint Mary's (3/29) in first appearance.

#20 Elliott Byers, Jr., RHP, Scranton, PA

HIGHS: 3.0 innings (v. Pacific, 4/13/11)

pitched 3.0 perfect innings against Pacific (4/12) with three strikeouts in 0-0 game... pitched 2.0 innings at WSU, giving up one run on two hits (4/2)... gave up four runs, three earned against Saint Mary's (3/29) in first appearance.

#23 Brian Busick, Jr., RHP - Poway, CA

HIGHS: 6.0 innings (v. UCSB 5/6/10-relief, 4/19/10 at OSU-start)... 6 strikeouts (v. UCSB 5/6/10)

two shutout innings to close out NCAA Regional over Illinois (6/5) with five strikeouts... picked up the win in series sweep of Washington (5/8), pitching final 1.1 innings, stranding two runners on in 2-1 game in eighth for final out before Stanford scored six in the eighth to win 7-2... First win in 2011 was three shutout innings over Cal (4/25) in midweek game... pitched for the first time at SCU (4/19), striking out two in his first inning of work and pitching 1.2 shutout innings... had a 1.78 ERA out of the bullpen in 2010.



Pitchers / Starters



#36, Scott Snodgrass, Jr, LHP - Yucaipa

HIGHs: 6.1 innings (2/20/10 v. Rice)... 4 walks (three times)... 7 strikeouts (3/21/10 v. Pepperdine)

ERA was 2.93 on April 23 until giving up 7 runs over last 7 games and 3.1 IP... got a key strikeout, stranding runners at first and second in a 5-3 game in the seventh, before pitching a perfect eighth at SCU (4/19)... pitched 2.1 innings of scoreless relief with three strikeouts against No. 9 Oregon State in 1-0 loss (4/15)... saved a 16-14 win over Saint Mary's (3/29) with the final two outs, lowering his ERA to 1.84 over the first 9 appearances... struck out three over 2.0 shutout innings against Santa Clara (3/22)... earned save with 2.0 shutout innings v. No. 17 Cal (2/22) with two strikeouts... opened season with win at No. 17 Rice (2/18), giving up one run on two hits with 5 Ks over 3.1 innings of series opener... mostly out of the bullpen in 2010, with some starts early.

#38, A.J. Talt, Jr., RHP, Pasadena, CA

HIGHs: 3.1 innings (2/19/11 at Rice)

After not pitching for two years, opened series 2.0 shutout innings bridging gap to Reed in the seventh in eventual 9-8 win at Oregon (5/14)... with 3.1 no-hit innings at No. 17 Rice (2/19)... went 3.0 innings, giving up five earned against Saint Mary's (3/29).

PROBABLE STARTERS

CATCHER

#5 Zach Jones, Sr., Draper, UT

HRs: 3-R at WSU (4/2/11), 3-run at WSU (4/3/11), 3-R UCLA (4/21/11), 3-run at ASU (4/30)

HIGHs: 3 runs (many), 3 hits (many) 4 RBIs (3/28/08 SCU)

Played every game... 55 starts at catcher... has thrown out 17 of 40 base stealers and picked off a runner at second... all four of his homers this year have been three-run homers... 15 multi-hit games... saw his average dip to .130 on March 28 with first RBI of the season coming on March 29... 23 of 28 RBIs came in pac-10 play... 3-for-5 with go-ahead RBI single in the eighth to even series at Oregon (5/14)... scored three runs with two hit by pitches and a double against UC Davis (5/10)... three-run homer as a part of a five-run ninth at ASU (4/29)... Named Collegebaseball360.com Performer of the Week after batting .429 against SCU and UCLA. Tied game at 4-4 in bottom of the ninth with a two-out double as a part of four-run ninth inning to clinch series over No. 11 UCLA (4/23). Hit three-run homer in opener with UCLA (4/21) keying 7-4 win... drove in 15 RBIs over first two weeks of April having not had an RBI until March 29... first three-hit game of the season was at SCU (4/19)... three-straight two-hit games at USC, having an RBI single and sac fly on Friday in 2-for-3 night (4/8), and a two-run single as a part of a 2-for-4 day on Sunday (4/10)... had back-to-back three-run home runs at WSU (4/1 and 4/2) and his first nine RBIs of the season against Saint Mary's and WSU. Went 2-for-4 with four RBIs in the series opener, before going 1-for-5 with three RBIs on Saturday... went 2-for-4 with his first RBI of the season against SMC (3/29)... after No. 3-ranked Vandy came in 17-of-18 on the base paths, Vandy was 0-for-3 in the series... four-year starter, last three years as the team's catcher.

FIRST BASE

#21 Brian Ragira, Fr., Arlington, TX

HRs: 2-run v. SCU (3/22/11), solo at WSU (4/11/11), grand slam at WSU (4/2/11), 3-run at UOP (5/9/11)

HIGHs: 5 hits v. Santa Clara (3/22), 3 runs v. SCU (3/22), 7 RBIs at WSU (4/2)

Pac-10 Freshman of the Year... 52 starts at first base... 18 multi-hit games... team-leader in RBIs since early April... 10-game hit streak from May 7 to May 22, batting .476... three hits and an RBI triple at Oregon (5/14)... three-run homer and four RBIs at Pacific (5/9) following Pac-10 Player of the Week honors (5/9) and a .571 week against SJSU and Washington. Ended week with a two-run triple in the eighth igniting a six-run inning, erasing a 2-1 lead over UW and series sweep (5/8)... 5-for-5 with five singles, including a two-run single, and an intentional walk versus Washington (5/7)... drove in seven runs at Wazzu (4/2) with a grand slam, two-run single and RBI single as a part of a 3-for-6 day... hit for the cycle, going 5-for-5 against Santa Clara (3/22) for first Stanford cycle since Michael Taylor (2005) and only third since 1992. Hit an RBI triple, followed by a double, two-run homer and two singles raising his average from .243 to .333... 3-for-5 with an RBI single in an 8-1 win at USC (4/8)... 3-for-4 with an RBI single in 6-1 win over LBSU (3/26)... 3-for-4 with an RBI single at No. 6 Texas (3/6)... went 2-for-4 with two runs and a solo homer in series clincher at No. 17 Rice (2/20)... former prep outfielder also played third early on in high school

SECOND BASE

#8 Lonnie Kauppila, Fr., Glendale, CA

HRs: Solo at Rice (2/20/11)

HIGHs: 6 hits at WSU (4/2/11)

4 RBIs at WSU (4/2/11)

3 runs v. SMC (3/29/11) at WSU (4/2/11)

52 starts at second base... All-Fullerton Regional after team-best five RBIs and 7-for-14 series with three hit games against Kansas State and Illinois... just two errors at second base during regular season (.992)... three singles at ASU (4/29)... drove in three runs as part of a 3-for-4 night at SCU (4/19) following, two, two-out RBI singles in the eighth and ninth and an RBI double earlier in the game... Collegiate Baseball's national and the Pac-10's Player of the Week on April 4, raising his average from .196 to .364 following a 15-for-20 week with eight runs and six RBIs... 6-for-6 on Saturday at WSU (4/2) with a three-run triple and RBI single... on Friday at WSU went 3-for-4 with a double and a run... ended his week with two hits in series clincher, going 11-for-14 at o WSU... was 4-for-6 with three runs and two RBI singles in a 16-14 win over Saint Mary's (3/29)... 2-for-3 at No. 3 Vandy on Saturday (2/26)... hit a solo shot at Rice and also pushing across a fielder's choice for a run... two hits an an RBI single at No. 6 Texas (3/5).



Cardinal Position Players



SHORTSTOP

#3 Kenny Diekroeger, So., Woodside, CA

2011 HRs: solo v. Cal (2/22/11),
3-R at SCU (4/19/11)
HIGHS: 4 hits (2/26/11 at Vandy),
4 runs (4/2/11 at WSU),
4 RBIs (3/21/10 v. Pepperdine)

Honorable mention All-Pac-10... 54 starts at short in 2011... 21 multi-hit games and 9 multi-RBI games... named Academic All-District VIII with a 3.6 cum GPA... in early May named one of the top-25 collegiate shortstops as he continues to be on the watch list for the Brooks Wallace Award... 16-game hit streak from Feb. 26 to April 8, and hit safely in 20 of the first 21 games watching average rise to .422 in early April... committed just two errors over the first 15 games... three hits over UW (5/7) in series clincher after a two-run double in Friday's win... game-winning bloop single capped four-run, two-out ninth in series clincher over No. 11 UCLA (4/23)... three-run first inning homer at SCU and an RBI triple (4/19)... went 3-for-6 with four runs at WSU (4/2)... three hits going 3-for-5 with a two-run single v. Santa Clara (3/22)... also had three hits and an RBI single v. Santa Clara (3/1)... 4-for-5 with three RBIs, giving Cardinal 7-4 lead in eventual 8-7 series loss at No. 3 Vandy... drove in two of three runs with an RBI single and solo homer v. No. 17 Cal (2/22)... hit .417 at Rice to open year with two hits in each of the first two games ... first team pre-season All-American by Base America and a second team pick by Collegiate Baseball... earned Freshman All-America and Pac-10 Freshman of the Year honors at third in 2010 after batting .356 with 41 RBIs... 23-game hit streak from April 10 to May 21, 2010.

THIRD BASE

#25 Stephen Piscotty, So., Pleasanton

2011 HRs: solo at Vandy (2/27), solo UCLA (4/22/11), solo at CSF (3/4)
HIGHS: 5 hits (5/22/10 at Arizona) 4 runs (4/13/10 at SCU), 2 RBIs (many)

First team All-Pac-10... Played every game... 55 starts at third... All-Fullerton Regional after 7-for-14 with six runs with only run of 1-0 win over top-seed and No. 8-ranked CS Fullerton with a solo home run and three hits in championship game over Illinois.. team-leader in average, taking over team lead in late April... team-best 26 multi-hit games... after making six errors over the first 13 games, made just two over a 17 game stretch into late April... three hits against Cal Poly (5/24)... drove in three with a two-run single and an RBI single against UC Davis (5/10) as part of 2-for-3 night... three singles and a walk in series clincher with Washington (5/7)... 3-for-5 with a two-run single at No. 7 ASU (4/29) followed by two more two-hit days in Tempe... three hit day against UCLA (4/21) including a solo home run off first pitch from reliever Brian Beacom as a part of a three-run seventh. Second of back-to-back homers with Gaffney and Piscotty... 3-for-4 with a two-run double and an RBI single v. Saint Mary's (3/29)... 2-for-3 with a two-run single in series clincher against LBSU (3/27)... two RBI doubles at No. 6 Texas (3/5)... opened sophomore season by hitting a team-best .545 at No. 17 Rice with three hits in Friday and Sunday wins... started at first and left as a freshman

LEFT FIELD

#7 Tyler Gaffney, So., San Diego, CA

HRs: solo v. UCD (3/21), 2-Run v. UCLA (4/22/11), solo at UOP (5/9/11)
HIGHS: 3 RBIs (many), 4 hits (4/24/10 v. Cal), 4 runs (4/24/10 v. Cal, at UOP 5/7/11)

Honorable mention All-Pac-10... All-Fullerton Regional 38 starts in left and 13 in center after multi-hit games against third-seeded Kansas State and No. 8 CS Fullerton.. team-leader in walks and amongst Pac-10 leaders in triples... current 20-game hit streak... multi-hit games in two of three Arizona series, hitting .455 against the 'Cats, scoring the game-winning run in 1-0 11th inning game on Friday (5/20) and driving in tying and then scoring winning run on Sunday (5/22) in the eighth... multi-hit games in all three games at Oregon, including three hits and two RBIs on Sunday (5/15), including manufacturing own run with two-out single, steal and two-base run on wild pitch... 4-for-4 with four runs and a solo homer and RBI single at UOP (5/9)... three hits including an RBI triple in series opening win over Washington (5/6)... two-run homer a part of a three-run seventh in 7-4 win over No. 11 UCLA (4/21), knocking Gerritt Cole from the game. First of back-to-back homers.... reached base safely 10 straight times from a walk on Tuesday against SJSU through 3-for-3 night at USC (4/8) and 2-for-2 night at USC (4/9). Walked three times and was hit twice over that stretch... 2-for-5 with three runs and three RBIs at WSU (4/2)... drove in two with a key two-run double in 6-1 win over LBSU (3/26), following that up with two hits in series clincher on Sunday (3/27)... first home run of the season, a two-run shot in the fourth and first since the NCAA Regional against UC Davis (3/21), proved to be the difference in 3-2 win... 2-for-4 with two RBIs and two runs v. Santa Clara (3/1)... two hits and a walk in Saturday loss at No. 3 Vandy (2/26)... backup running back on Orange Bowl winning football team, continuing a long tradition of two-sport athletes-- Toby Gerhart, Joe Borchard, John Elway, Ernie Nevers, Mark Marquess, John Lynch, Lloyd Merriman.

CENTERFIELD

#24 Jake Stewart, So, Ft. Collins, CO

HRs: none in 2011
HIGHS: 3 hits (many), 4 runs v SMC (3/29/11), 4 RBIs at OSU (4/18/10) v. SMC (3/29/11)

Honorable mention All-Pac-10... 42 starts in center... 16 multi-hit games... had appendix out first week of May, missing 10 games. First start went 1-for-3 against Arizona (5/22) ... two, two-run doubles in 7-4 win over No. 20 Cal (4/25)... five-straight multi-hit games in mid-April. two hits at SCU (4/19) and two hits a piece in all three losses to No. 9 Oregon State (4/15-4/17)... 3-for-4 with four runs and a three-run double and RBI double in 16-14 win over Saint Mary's (3/29)... hit safely in 12 of the first 13 games... 2-for-3 with a two-run double and an RBI single v. SCU (3/1)... hit safely in 10 of the first 11 games... three hits in Saturday loss at No. 3 Vandy (2/26)... starting center fielder as a freshman, playing in 55 games.



Reserves / Series Summaries



RIGHTFIELD

#30 Austin Wilson, Fr., Los Angeles, CA

2011 HRs: Solo at Rice (2/19/11), 3-run at WSU (4/2/11), 3-run at ASU (4/30), solo at UOP (5/9/11), solo v. Illinois (6/5/11)
HIGHS: 3 hits at Rice (2/20/11), UCD (5/20/11), 4 RBIs at WSU (4/2/11)

Honorable mention All-Pac-10... 49 starts in right... 15 multi-hit games... started first 25 games in right... 12-game hit streak ended in Oregon, running from April 25 to May 13, raising his average from .288 to .320 paced by a .442 mark... go-ahead and eventual winning, two-out single to clinch Arizona series (5/22) in eighth... three-run homer at No. 7 ASU (4/29) as a part of a five-run ninth... nine-game hit streak ending on April 3 raised his batting average to .316... preseason third team All-American by Baseball America... 4-for-6 with a three-run homer and an RBI single at WSU (4/2)... three hits against Santa Clara (3/21), including an RBI single and a double... hit .500 at No. 17 Rice, going 2-for-4 in the opener, hitting a solo shot for the only run on Saturday and going 3-for-4 with three RBIs on Sunday... tutored by former Dodger Reggie Smith when back home.

DESIGNATED HITTER

#29 Ben Clowe, Sr., Jacksonville, FL

HRs: solo at Vandy (2/27/11), 2-run v. SMC (3/29/11), 2-run v. Illinois (6/5/11-3rd), 2-run v. Illinois (6/5/11-6th)
HIGHS: 3 runs (4/27/09 v. SJSU, 3/29/11 v. SMC), 3 hits (many), 3 RBIs (many)

28 starts at designated hitter and 5 in left...all-Fullerton Regional at DH, capping off the tournament with two, two-run homers (third and sixth innings) and two doubles in championship game versus Illinois (6/5)... hit .600 for the tournament... started season as primary designated hitter, losing spot by mid-April... two-run homer as part of 2-for-5 day with three runs v. Saint Mary's (3/29)... 2-for-3 with two runs, a walk and HBP against LBSU in opener (3/25)... two singles against UC Davis (3/21)... 2-for-4 in win over Santa Clara (3/1)... solo homer began back-to-back homers by him and Piscotty in win at No. 3 Vandy on Sunday (2/27)... three hits in series opener at Rice (2/18)... backup catcher, DH and outfielder in 2010.

RESERVES

#1 Jack Mosbacher, Jr., Woodside, CA

Reserve outfielder... first career hit (triple), RBI and eventual run was as a pinch-hitter in Fullerton Regional in championship game versus Illinois (6/5) in second career at-bat.

#2 Danny Diekroeger, Fr., Woodside, CA

HIGHS: 2 RBIs (UCD, 5/10/11)

5 starts at DH... RBI single tied it at 8-8 in four-run seventh, sac fly was a part of three-run sixth in 9-8 win at Oregon (5/14)... two-hit day against Washington (5/8) with two singles and a walk... first collegiate hit was in his second at-bat, a two-out single and run in the ninth at SCU (4/19)... pinch-hit single versus Trevor Bauer and No. 11 UCLA, one of four its against Bauer... younger brother of Kenny.

#4 Eric Smith, So., La Canada, CA

HIGHS: 2 hits (4/10/10 v. Oregon, 2 RBIs (4/18/10 at OSU)

3 starts at second base, 1 at designated hitter and 1 at short. Can also play third... RBI single in start at short v. LBSU in the opener (3/25)... backup infielder as a freshman.

#10 Justin Ringo, So., Palos Park, IL

2011 HRs: 2-R at Rice (2/18/11)
HIGHS: 2 RBIs (v. 3/27/10 v. USC, 4/25/10 v. Cal)

3 starts at first and 1 at DH... first career homer a two-run shot at Rice in season opener made it 5-3 (2/18).

#12 Trevor Penny, So., Rancho Palo Verdes

HIGHS: none

Late inning defensive replacement at catcher.

#11 David Giuliani, Sr., Thorofare, NJ

HRs: none in 2011
HIGHS: 4 hits (5/13/10 at SJSU), 2 runs (2/20/10 v. Rice), 3 RBIs (5/3/10 v. SCU)

6 starts at DH and 6 in left... 2-for-3 with two runs and a double against No. 20 Cal (4/20)... pinch-hit RBI single in the ninth of 6-4 loss to No. 9 Oregon State (4/17)... went 2-for-4 with two singles after coming on as a reserve at USC (4/10)... Reserve outfielder who can play center, right and left.

#13 Brett Michael Doran, Fr., Milford, CT

HIGHS: none

5 starts at DH... game-winning, two-out single in the 11th to take series opener v. No. 27 Arizona (5/20)... two hits and a run at Oregon (5/13)... first start came on May 6, getting a double in his third collegiate at-bat.

#22 Brian Guymon, Fr., Centennial, CO

HIGHS: 3 hits (4/23/11 v. UCLA)

6 starts in left, 6 starts in right and 6 at designated hitter... hit safely in 10 of 11 games from mid-April to early May as he was inserted into the starting lineup for a slumping Austin Wilson... three-hit game in series clincher versus No. 11 UCLA (4/23), producing two-out single in the ninth that started a four-run come-from-behind 5-4 win... first collegiate RBI was in series opener versus opener (4/21) versus Bruins as the freshman started all three games in right... hit by pitch, sac bunt and two-strike, two-out ninth inning single on mother, Cathie's birthday in start in right against No. 9 OSU (4/17)... in first career start, hit a single to right in first at-bat and went also reached base with a HBP. Finished day with a sac bunt... all-state player out of Colorado.



Series Summaries



Cardinal Win Opening Series at Rice (Feb. 18-20)

Feb 18-20, 2011 at Houston, TX

Stanford.....	000	010	220	-	5	13	0	(1-0)
Rice.....	000	020	001	-	3	10	1	(0-1)

WP-Snodgress, Scott (1-0) LP-Chase McDowell (0-1) T-2:32
A-3842, HR STAN - Ringo, Justin (1)

Stanford.....	000	000	100	-	1	7	3	(1-1)
Rice.....	043	000	00X	-	7	7	1	(1-1)

WP-Matthew Reckling (1-0) LP-Reed, Chris (0-1) T-2:20 A4107-
HR STAN - Wilson, Austin (1)

Stanford.....	010	200	120	-	6	13	3	(2-1)
Rice.....	100	000	100	-	2	5	1	(1-2)

WP-McArdle, Dean (1-0) Save-Sandbrink, Danny(1) LP-Austin
Kubitza (0-1) T-2:36 A-4233 A-4233 HR STAN - Kauppila, Lon-
nie (1)

No. 10-ranked Stanford won its opening series for the seventh time in the last eight years, winning two of three at No. 17 Rice (W 5-3, L 1-7, W 6-2) to open the season. The team's bullpen allowed just one earned run all weekend (10.2 IP) with Scott Snodgress (3.1 innings) getting the win in the opener and Danny Sandbrink getting the save with the final four innings in the series clincher. Sophomore RHP Mark Appel got a no-decision in the despite 5.2 innings of two-run baseball. On Saturday, Rice evened the series behind six shutout innings from Matthew Reckling. In the Sunday clincher, Stanford's freshmen accounted for all six RBIs as Austin Wilson went 3-for-4 with three RBIs, batting .500 for the weekend.

Pitching Limits Bears to Six Hits (Feb. 22)

Feb 22, 2011 at Stanford, CA

California.....	000	020	000	-	2	6	2	(2-1)
Stanford.....	012	000	00X	-	3	7	2	(3-1)

Win-Pries, Jordan(1-0) Save-Snodgress, Scott(1) Loss-Anderson,
Dixon(0-1) T-2:49 A-1931 HR STAN - Diekroeger, Kenny (1).

• No. 8-ranked Stanford limited No. 17-ranked Cal to six hits to win its first midweek game of the season, 3-2. Jordan Pries went a predetermined 4.0 shutout innings, allowing just a first inning hit. A.J. Vanegas pitched the next three, allowing two runs in the fifth, before Scott Snodgress got his first save with two scoreless innings. Kenny Diekroeger drove in two of the three runs.

Vandy Wins Close Series in Nashville (Feb. 25-27)

Feb 25-27, 2011 at Nashville, TN

Stanford.....	010	000	000	-	1	5	1	(3-2)
Vanderbilt.....	100	001	00X	-	2	8	2	(6-0)

WP-Sonny Gray (2-0) Save-Navery Moore(2) LP-Appel, Mark (0-1)
T-2:30 A-1942

Feb 26, 2011 at Nashville, TN

Stanford.....	300	220	000	-	7	17	2	(3-3)
Vanderbilt.....	112	003	01X	-	8	13	1	(7-0)

WP-Mark Lamm (2-0) Save-Navery Moore(3) LP-Snodgress, Scott
(1-1) T-3:19 A-2701
HR VU - Aaron Westlake (1), Conrad Gregor (1)

Feb 27, 2011 at Nashville, TN

Stanford.....	020	011	010	-	5	9	0	(4-3)
Vanderbilt.....	000	020	000	-	2	5	0	(7-1)

WP-Pries, Jordan (2-0) Save-Reed, Chris(1) LP-Grayson Garvin
(1-1) T-2:21 A-2015, HR STAN - Clowe, Ben (1), Piscotty (1)

• No. 3-ranked Vandy and No. 8-ranked Stanford went toe-to-toe with the Commodores (L 1-2, L 7-8, W 5-2) taking the first two games of the series, each by a single run, before Jordan Pries won his second game in a week with a three-hit, seven inning masterpiece on Sunday. In the opener between Vandy righthander Sonny Gray, the No. 4-rated junior by Baseball America and Cardinal sophomore Mark Appel, Appel went six innings giving up two runs on seven hits in a 2-1 loss. Gray countered with one run on three hits, surviving after a rough start. On Saturday, Kenny Diekroeger had a career-best four hits and tied the contest at 4-4 and gave the Cardinal a 7-4 lead, but a run-scoring fielder's choice pushed across the go-ahead run in the eighth. Stanford had 17 hits in the loss, leaving 13 on base. On Sunday, Pries, on short rest after 4.0 shutout innings on Tuesday, pitched four no-hit innings and allowed just two runs in the fifth. Pries picked up the win with three hits over 7.0 innings as Chris Reed got the save with 2.0 shutout innings.

Top of the Order, Top Broncos (March 1)

Mar 01, 2011 at Stanford, CA

Santa Clara.....	100	010	200	-	4	9	1	(4-4)
Stanford.....	300	401	00X	-	8	12	3	(5-3)

WP-Vanegas, A.J. (1-0) LP-SUPPLE (0-1) T-2:26 A-1123

• Stanford's top three hitters, Jake Stewart, Tyler Gaffney and Kenny Diekroeger drove in six runs and Stanford won its second-straight midweek game, over visiting Santa Clara, 8-4. Stewart went 2-for-4 with three RBIs, Gaffney had two hits and two RBIs and Diekroeger had three hits and an RBI. A.J. Vanegas won for the first time in his college career with a pre-determined 4.0 innings, giving up one run on four hits with four strikeouts.

Stanford Drops Tough Series in Austin (March 4-6)

Mar 3-6, 2011 at Austin, TX

Stanford.....	000	010	002	-	3	6	1	(5-4)
Texas.....	000	020	02X	-	4	9	0	(6-3)

WP-Jungmann, Taylor (3-0) Save-Knebel, Corey(1) LP-Appel, Mark
(0-2) T-2:04 A-6368

Stanford.....	210	030	120	-	9	11	0	(6-4)
Texas.....	000	000	011	-	2	9	5	(6-4)

WP-McArdle, Dean (2-0) LP-Green, Cole (0-2) T-2:39 A-7228

Stanford.....	000	000	020	-	2	8	0	(6-5)
Texas.....	010	021	00X	-	4	7	1	(7-4)

WP-Stafford, Sam (2-0) Save-Knebel, Corey(2) LP-Pries, Jordan
(2-1) T-2:32 A-6666

• Stanford ended a tough stretch to start the year, dropping two of three at No. 6 Texas (L 3-4, W 9-2, L 2-4) to close out nine games in 11 tries on the road, and all against top-20 opponents. In what was a marquee matchup between Texas Taylor Jungmann and Stanford's Mark Appel, was as good as advertised. A 2-1 game until the eighth, each team traded runs in the opener as Texas held on for the win. On Saturday, Stanford took advantage of three early errors by the Longhorns to even the series 9-2, as Dean McArdle went a career-best 7.2 innings. On Sunday, the Texas staff held Stanford scoreless for the first seven innings, in a 4-2 win.

Scraping Off the Rust (March 21)

Mar 21, 2011 at Stanford, CA

UC Davis.....	000	020	000	-	2	6	0	(3-13)
Stanford.....	100	200	00X	-	3	7	0	(7-5)

WP-Appel, Mark (1-2) Save-Reed, Chris(2) LP-Lyman, Scott (0-1)
T-2:25 A-332, HR STAN - Gaffney, Tyler (1)

• Stanford returned to action after a 15-day layoff to beat UC Davis 3-2 behind a two-run home run by Tyler Gaffney. Mark Appel (1-2) got the win with two perfect innings to start, before Jordan Pries (five innings) and Chris Reed combined for a six-hitter. Gaffney's two-run home run proved to be the difference as the Cardinal went up 3-0 in the fourth and then held on following two runs in the fifth.



Series Summaries



Ragira Cycles Past Santa Clara (March 22)

Mar 22, 2011 at Stanford, CA

Santa Clara.....	000	001	000	-	1	3	1	(7-10)
Stanford.....	051	300	00X	-	9	16	1	(8-5)

WP-McArdle, Dean (3-0) LP-HALL (2-3) T-2:47 A-375
HR STAN - Ragira, Brian (1)... RAGIRA HITS FOR CYCLE

• Freshman Brian Ragira hit for the cycle and Stanford pounded out 16 hits in defeating Santa Clara 9-1 in a rain makeup game. Ragira went 5-for-5 with three runs and three RBIs, coming through with an RBI triple, double, two-run homer and two singles to raise his average from .243 to .333. Austin Wilson and Kenny Diekroeger added three hits a piece.

Cardinal Win First Home Series, versus LBSU (March 25-27)

Mar 25-27, 2011 at Stanford, CA

Long Beach State....	103	200	000	-	6	11	1	(12-9)
Stanford.....	000	020	100	-	3	9	2	(8-6)

WP-Gagnon (3-3) Save-Magallon(5) LP-Appel, Mark (1-3) T-2:53 A-1101

Long Beach State....	000	100	000	-	1	5	1	(12-10)
Stanford.....	200	030	01X	-	6	10	1	(9-6)

WP-Pries, Jordan (3-1) LP-Pinder (0-3) T-3:33 A-1121

Long Beach State....	400	001	000	-	5	11	3	(12-11)
Stanford.....	014	001	00X	-	6	9	0	(10-6)

WP-Snodgress, Scott (2-1) Save-Reed, Chris(3) LP-Stuart (2-2) T-2:53 A-2514

• After dropping the opener, No. 11-ranked Stanford used strong pitching to win its first series since Rice, beating an un-ranked, but tough Long Beach State team (L 3-6, W 6-1, W 6-5) in its first home series of the year. In the opener, Stanford starter Mark Appel got roughed up for six runs as Andrew Gagnon, a top arm in the June draft, struck out eight to take the win. LBSU went up 6-0 by the fourth inning and never looked back. On Sunday, Jordan Pries struck out a season-best seven over 7.0 innings to take the win to improve to 3-1. Tyler Gaffney and Kenny Diekroeger each drove in two. In Sunday's rubber game, after LBSU struck Dean McArdle for four runs in the first, Stanford took advantage of three errors by the Dirtbags to win 6-5. Chris Reed retired the final eight batters for his second save of the week, striking out four in the process after A.J. Vanegas and Scott Snodgress bridged the gap from the first with one run. LBSU came into the series with an RPI of 28.

Cardinal Take 16-14 Win Over Saint Mary's (March 29)

Mar 29, 2011 at Stanford, CA

Saint Mary's.....	000	200	705	-	14	14	2	(9-12)
Stanford.....	320	221	60X	-	16	19	6	(11-6)

WP-Sandbrink, Danny (1-0) Save-Snodgress, Scott(2) LP-MILLS (0-3) T-3:46 A-1282 HR STAN - Clowe, Ben (2)

• It wasn't pretty, but Stanford came away with its fifth midweek win, 16-14 over Saint Mary's, surviving seven and five run rallies by the Gaels in the seventh and ninth innings. In the seventh alone, SMC erased a seven-run lead to close to within 10-9, before Stanford scored six times to lead 16-9. Four of the Cardinal's six errors came in the ninth, leading to five more runs as Scott Snodgress got the save with the final two outs. Jake Stewart drove in four, Stephen Piscotty three, as Stanford had a season-high 16 runs, 19 hits and six errors.

Stanford Wins Wild Series in Pullman (April 1-3)

Apr 1-3, 2011 at Pullman, WA

Stanford.....	100	043	000	-	8	13	1	(11-7)
Washington State....	000	002	08X	-	10	13	1	(11-10)

WP-Camus, Kellen (1-0) Save-Shewey, Paris(5) LP-Snodgress, Scott (2-2) T-2:47 A-693, HR STAN - Ragira, Brian (2), Jones, Zach (1) HR WSU - Jones, Derek (4)

Stanford.....	270	255	010	-	22	25	0	(12-7)
Washington State....	001	001	001	-	3	7	2	(11-11)

WP-Pries, Jordan (4-1) LP-Wise, James (2-3) T-2:49 A-411
HR STAN - Ragira, Brian (3), Wilson, Austin (2), Jones, Zach (2) GAME DELAYED 33 MINUTES DUE TO SNOW FLURIES, STANFORD UP 11-1 IN T5

Stanford.....	000	013	000	-	4	10	4	(13-7)
Washington State....	000	002	100	-	3	5	1	(11-12)

WP-McArdle, Dean (4-0) Save-Reed, Chris(4) LP-Arnold, Chad (0-2) T-2:44 A-523 WSU ARGYROPOLOUS EJECTED WITH TWO OUTS, B2

• No. 11-ranked Stanford won its Pac-10 opening series for the eighth time in 11 years, coming back after surrendering eight runs in the eighth inning on Friday to take the final two games of the series at Washington State (L 8-10, W 22-3, W 4-3). On Friday, Stanford built an 8-0 lead for Mark Appel, who gave up two runs over 7.0 innings with a career-best seven strikeouts. Appel left with an 8-2 lead, as relievers A.J. Vanegas, Scott Snodgress and closer Chris Reed surrendered eight in the eighth. A three-run, two-out homer by Derek Jones off of Reed capped the inning. On Saturday it was all Cardinal-- as Brian Ragira drove in seven, Lonnie Kauppila had six hits and Austin Wilson drove in another four, more than enough for Jordan Pries to win his fourth with a season-best seven strikeouts over 7.0 innings with two runs. After Stanford went up 16-1, a 33-minute snow delay occurred, before Stanford answered with another five runs to score 20 or more runs for the first time since 2008. On Sunday, Stanford went up 4-0 before four errors led to three runs. Chris Reed though induced a double play to end the eighth and then pitched a perfect ninth to rebound after a tough Friday night. The starting trio combined for a 1.74 ERA over 20.2 innings. The win on Sunday was Mark Marquess' 1400th. Dean McArdle struck out a career-best six over 6.2 innings on Sunday.

Pitching Shuts Down San Jose State (April 5)

Apr 05, 2011 at Stanford, CA

San Jose State.....	000	001	001	-	2	4	3	(19-9)
Stanford.....	140	000	00X	-	5	5	0	(14-7)

WP-Sandbrink, Danny (2-0) LP-Melero (1-1) T-2:25 A-1428

• Four Stanford pitchers combined for a four-hitter as Stanford won its sixth midweek game of the season, over 19-win San Jose State, 5-2. Danny Sandbrink pitched three perfect innings and gave up a walk over four innings, before Spartan Nick Borg had the first of his two hits in the sixth off A.J. Vanegas.

Cardinal Drop Series at USC (April 8-10)

Apr 8-10, 2011 at Los Angeles, CA

Stanford.....	000	040	112	-	8	17	2	(15-7)
USC.....	000	000	100	-	1	4	1	(11-19)

WP-Appel, Mark (2-3) LP-Triggs (2-3) T-2:38 A-357

Stanford.....	000	010	000	-	1	7	1	(15-8)
USC.....	001	110	00X	-	3	7	1	(11-20)

WP-Wood (2-5) Save-C. Smith(4) LP-Pries, Jordan (4-2) T-2:21 A-456

Apr 10, 2011 at Los Angeles, CA

Stanford.....	000	000	020	-	2	8	0	(15-9)
USC.....	112	002	00X	-	6	10	0	(13-19)

WP-Odom (3-4) LP-McArdle, Dean (4-1) T-2:35 A-538



Series Summaries



• After opening up its three-game series at USC with an 8-1 win, paced by 17 hits, the No. 11-ranked Cardinal dropped its next two games to the Trojans, 3-1 and 6-2 following career highs in strikeouts from Austin Wood and Logan Odom, who both finished with eight strikeouts. In the opener, Mark Appel (2-3) pitched his first ever complete game, a four-hitter in which he allowed one unearned run. Appel struck out a career-best seven for the second-straight week, retiring 13 in a row, while pitching six no-hit innings. Seven Cardinal had multi-hit games. On Saturday, Jordan Pries lost for the first time since March 4, getting outdueled in a 3-1 Trojan win. On Sunday, Dean McArdle could not get out of the third inning, as USC went up 4-0 and never looked back behind the arm of Odom. Stanford completed its fifth weekend out of six on the road to start the season.

Late Rally Beats Pacific (April 12)

Apr 12, 2011 at Stanford, CA

Pacific.....	000	000	100	-	1	3	1	(10-19)
Stanford.....	000	000	03X	-	3	8	1	(16-9)

WP-Reed, Chris (1-1) LP-Wagner, Jared (0-3) T-2:28 A-1215

• No. 17-ranked Stanford scored three runs in the bottom of the eighth and Chris Reed (1-1) pitched two perfect innings for the win as the Cardinal beat Pacific 3-1 for its seventh midweek win of the season. A.J. Vanegas pitched three scoreless innings, before Elliott Byers followed with three perfect innings. UOP scored its only run in the seventh off Scott Snodgrass after a string of 11 in a row were retired.

Stanford Swept by Red Hot Oregon State (Apr. 15-17)

Apr 15-17, 2011 at Stanford, CA

Oregon State.....	100	000	000	-	1	7	1	(25-7)
Stanford.....	000	000	000	-	0	4	1	(16-10)

WP-Gaviglio, S. (7-1) Save-Bryant, T.(4) LP-Appel, Mark (2-4) T-2:40 A-1684

Oregon State.....	201	300	002	-	8	12	1	(26-7)
Stanford.....	000	000	100	-	1	6	1	(16-11)

WP-Osich, J. (5-0) Save-Boyd, M.(4) LP-Pries, Jordan (4-3) T-2:47 A-2031

Oregon State.....	003	000	210	-	6	9	1	(27-7)
Stanford.....	200	000	002	-	4	9	1	(16-12)

WP-Wetzler, B. (5-1) Save-Bryant, T.(5) LP-McArdle, Dean (4-2) T-2:36 A-2373

• No. 9-ranked Oregon State remained red hot following its series sweep over No. 17-ranked Stanford (L 0-1, L 1-8, L 4-6), leaving town with nine-straight wins. On Friday, Sam Gaviglio struck out eight over 8.0 innings, outdueling Mark Appel, who struck out six over 6.2 innings, in a 1-0 series win for the Beavers. Tony Bryant got the first of two saves on the weekend with three strikeouts. After coming through with the only RBI (in the first) in the opener, Kavin Keyes drove in three more runs to give OSU the series win in an 8-1 victory. On Sunday, the Beavers pulled off its first sweep ever at Sunken Diamond. Stanford pounced first with two first inning runs, but OSU came back with three in the third and held on after Stanford scored two in the ninth to close to within 6-4. Jake Stewart had two hits in each game. OSU moved up to No. 3 nationally following the wins.

Late Rally Propels Cardinal Past SCU (April 19)

Apr 19, 2011 at Santa Clara, CA

Stanford.....	310	100	041	-	10	17	0	(17-12)
Santa Clara.....	200	100	000	-	3	6	2	(14-19)

WP-McArdle, Dean (5-2) LP-SUPPLE (0-3) T-3:07 A-276
HR STAN - Diekroeger, Kenny (2), HR SCU - TERRY (2)

• Kenny Diekroeger drove in four with a three-run homer and an RBI triple and Lonnie Kauppila drove in three as No. 26-ranked Stanford won its eighth midweek game of the season with a four-run, two-out rally in the eighth. Diekroeger's homer in the first helped the Cardinal build a 5-3 lead, as Stanford added four runs in the eighth and another in the ninth, all with one-out. Kauppila drove in the first runs in each of the later innings.

Card Wins UCLA Series in Dramatic Fashion (April 21-22)

Apr 21-23, 2011 at Stanford, CA

UCLA.....	002	001	010	-	4	11	0	(20-13)
Stanford.....	030	001	30X	-	7	10	1	(18-12)

WP-Appel, Mark (3-4) LP-Cole, Gerrit (4-4) T-2:48 A-1622
HR STAN - Gaffney, Tyler (2), Piscotty, Stephen (2), Jones, Zach (3)

UCLA.....	000	211	000	-	4	12	0	(21-13)
Stanford.....	001	000	000	-	1	4	1	(18-13)

WP-Bauer, Trevor (8-1) LP-Pries, Jordan (4-4) T-2:39 A-1953

UCLA.....	000	101	101	-	4	7	0	(21-14)
Stanford.....	000	000	104	-	5	8	0	(19-13)

WP-Reed, Chris (2-1) LP-Vander Tuig, Nick (3-3) T-3:05 A2280
HR UCLA - Valaika, Pat (1)

• No. 26-ranked Stanford picked up a key Pac-10 series victory over No. 11 UCLA (W 7-4, L 1-4, W 5-4) paced by a four-run, two-out ninth inning rally. In the opener, Zach Jones homered in the second off of Gerritt Cole, one of three homers in the game, as Mark Appel (3-4) won his first start against a top-15 team following 7.0 strong innings of three runs on nine hits. On Saturday, UCLA evened the series behind its other ace, Trevor Bauer. Bauer struck out a career-tying 17, limiting the Cardinal to four hits in a 4-1 win. It was Jordan Pries' third-straight Pac-10 loss, despite striking out a season-best seven. On Sunday, UCLA built a 3-1 lead early and with closer Nick Vander Tuig had a 4-1 lead with no one on and two outs in the ninth. Freshman Brian Guymon, who finished off a three-hit day, single to start the rally. Pinch hitter Justin Ringo walked, before Jake Stewart singled up the middle and Zach Jones' two-run double hugged the right field line to tie it at 4-4. UCLA's Zach Weiss then pitched nine-straight balls to load the bases. Kenny Diekroeger then came through with a 3-2, bloop single off of Brandon Lodge to center to give Stanford the series.

Late Rally Propels Cardinal Past SCU (April 25)

Apr 25, 2011 at Stanford, CA

California.....	000	000	311	-	5	8	2	(24-13)
Stanford.....	201	203	01X	-	9	13	1	(20-13)

WP-Busick, Brian (1-0) LP-Miller (5-3) T-2:45 A-2047
HR CAL - Theofanopoul (1)

• Jake Stewart drove in four runs with two, two-run doubles as No. 21-ranked Stanford moved to 9-0 in midweek games following a 9-5 win over No. 20-ranked Cal. Brian Busick (1-0) got the win with three shutout innings as the Cardinal held the Bears scoreless over the first six frames.

Saint Mary's Nips Cardinal 3-2 (April 26)

Apr 26, 2011 at Moraga, CA

Stanford.....	000	001	010	-	2	7	2	(20-14)
Saint Mary's.....	000	101	001	-	3	7	1	(18-18)

WP-EK (1-0) LP-Reed, Chris (2-2) T-2:28 A-420
HR SMC - KALFUS 2 (2)

• Saint Mary's took advantage of a throwing error by Chris Reed (2-2) to nip the Cardinal 3-2 on Tuesday. Reed had left the bases loaded in the eighth before his throwing error following a bunt, put the eventual winning run on third. A fielder's choice by Michael Melgosa gave SMC its third lead of the game after Brenden Kalfus homered twice to give the Gaels 1-0 and 2-1 leads.



Series Summaries



Cardinal Fall in the Desert (April 29-May 1)

Apr 29-May 1, 2011 at Tempe, AZ

Stanford.....	003	100	015	-	10	15	1	(20-15)
Arizona State.....	002	100	36X	-	12	16	2	(30-9)

WP-Rodgers, Brady (6-2) LP-Appel, Mark (3-5) T-3:18 A-3175
HR STAN - Jones, Zach (4), Wilson, Austin (3)

Stanford.....	002	200	020	-	6	10	3	(21-15)
Arizona State.....	200	001	010	-	4	5	2	(30-10)

WP-Sandbrink, Danny (3-0) LP-Champlin, Kramer (6-2) T-2:42
A-3257

Stanford.....	100	000	000	-	1	7	0	(21-16)
Arizona State.....	210	110	20X	-	7	11	2	(31-10)

WP-Barrett, Jake (6-3) LP-Pries, Jordan (4-5) T-2:02 A-3226
HR ASU - DeMichele, Joey 3 (5)

• Playing its fourth top-10 opponent of the season, No. 21-ranked Stanford dropped a three-game series at No. 7-ranked Arizona State (L 10-12, W 6-4, L 1-7). In the opener, ASU erased 3-0, 3-2 and 4-2 leads by scoring nine runs in its final two at-bats. Stanford made it close with five runs in the ninth, but the Sun Devils took the opener 12-10. The Cardinal evened the series behind Danny Sandbrink on Saturday. The senior righthander in his second weekend start of the season, pitched a complete game, five-hitter with a career-best nine strikeouts. It was his longest outing since he beat Pepperdine in the NCAA Regional in 2008 as a freshman. On Sunday it was all Arizona State as Jake Barrett struck out 10 and Joey DeMichelle hit three home runs. Stephen Piscotty had multi-hit games in all three games raising his average to .366.

McArdle Rebounds to Beat the Spartans (May 3)

May 03, 2011 at San Jose, CA

Stanford.....	000	101	100	-	3	6	1	(22-16)
San Jose State.....	000	001	000	-	1	7	1	(30-17)

WP-McArdle, Dean (6-2) Save-Reed, Chris(5) LP-Padilla, Roberto (8-4) T-2:38 A-764

• Dean McArdle (6-2), who was knocked out of the weekend rotation, rebound with his longest outing in a month-- 5.1 innings, when the righthander retired 11 in a row and combined with A.J. Vanegas and Chris Reed on a seven-hitter. Chris Reed secured his fifth save with a perfect eighth and by striking out the side in the ninth after a lead off single.

Cardinal Pick Up First Sweep of the Season (May 6-8)

May 6-9, 2011 at Stanford, CA

Washington.....	010	000	010	-	2	6	1	(13-28)
Stanford.....	202	100	01X	-	6	12	1	(23-16)

WP-Appel, Mark (4-5) Save-Reed, Chris(6) LP-Brown, Geoff (1-6) T-2:32 A-3202

Washington.....	000	210	040	-	7	12	1	(13-29)
Stanford.....	010	022	201	-	8	20	0	(24-16)

WP-Reed, Chris (3-2) LP-Cimber, Adam (2-3) T-3:29 A-1915
HR WASH - Lamb, Jacob (3)

Washington.....	101	000	000	-	2	7	2	(13-30)
Stanford.....	001	000	06X	-	7	12	1	(25-16)

WP-Busick, Brian (2-0) LP-Cimber, Adam (2-4) T-2:51 A-1596

• No. 28-ranked Stanford picked up its first sweep of the season, beating Washington

night before a season-high 3202 fans, Mark Appel struck out a season-best nine as he combined with Chris Reed on a six-hitter. In Saturday's season clincher, Stanford rapped out 19 singles before Zach Jones doubled and scored the winning run on a two-out error by Willy Reel. Danny Sandbrink had sent the game into the eighth with a 7-3 lead only to watch Reed give up four in the eighth as the Huskies tied it. On Sunday, Stanford broke open a 2-1 game with six runs in the eighth for its second last at-bat win of the weekend. Brian Ragira's two-run triple started the rally as Adam Cimber picked up his second loss of the weekend. Stanford hit .389 for the weekend.

Trio Homers and Bloom Cages Tigers (May 9)

May 09, 2011 at Stockton, CA

Stanford.....	303	202	010	-	11	15	2	(26-16)
Pacific.....	040	010	000	-	5	9	3	(15-28)

WP-Bloom, Sahil (1-0) LP-Haberman, John (0-1) T-3:03 A-492
HR STAN - Gaffney, Tyler (3), Ragira, Brian (4), Wilson, Austin (4), HR PACIFIC - Martin, Brian (3)

• In a makeup game from March 23, No. 25-ranked Stanford won its fifth in a row as Brian Ragira, Tyler Gaffney and Austin Wilson all homered in an 11-5 win. Sahil Bloom had his longest career outing, five shutout innings to end the contest, striking out a career-best five as well. Brian Ragira, last week's Pac-10 Player of the Week drove in four more, while Gaffney added four hits.

Diekroeger Brothers Agitate Aggies (May 10)

May 10, 2011 at Stanford, CA

UC Davis.....	000	100	300	-	4	12	1	(15-27)
Stanford.....	004	510	10X	-	11	14	0	(27-16)

WP-McArdle, Dean (7-2) LP-Stanwyck, Harry (1-3) T-2:50 A1137-
HR UCD - Brann, Spencer (1)

• Danny and Kenny Diekroeger each drove in two runs as No. 25-ranked Stanford won its sixth straight following an 11-4 win over UC Davis. Austin Wilson extended his hit streak to 11 games with three hits and Tyler Gaffney (2 RBIs) and Stephen Piscotty (3 RBIs) also drove in runs. The four-run third and five-run fourth led to Dean McArdle's (7-2) second-straight midweek win following 6.1 innings.

Cardinal Drop Series in Oregon (May 13-15)

May 13-15, 2011 at Eugene, OR

Stanford.....	001	000	010	-	2	8	4	(27-17)
Oregon.....	200	120	10X	-	6	11	0	(25-23-1)

WP-Anderson, Tyler (7-2) LP-Appel, Mark (4-6) T-2:48 A-1776

Stanford.....	001	003	410	-	9	15	2	(28-17)
Oregon.....	222	110	000	-	8	12	3	(25-24-1)

WP-Reed, Chris (4-2) LP-Boer, Madison (3-5) T-3:25 A-2393
HR ORE - Pulfer, Danny (2)

Stanford.....	102	010	100	-	5	11	1	(28-18)
Oregon.....	011	201	10X	-	6	10	2	(26-24-1)

WP-McGough, Scott (2-6) Save-Boer, Madison(1) LP-McArdle, Dean (7-3) T-3:07 A-1960, HR ORE - Healy, Ryon (3)

• No. 25-ranked Stanford fielded at a .942 clip, committed seven errors, lost a series at Oregon (L 2-6, W 9-8, L 6-5). In the opener, Tyler Anderson, a potential first round pick, gave up unearned run over 7.0 innings, while Mark Appel tried to overcome four errors, leading to six runs in a 6-2 loss. On Saturday, Stanford evened the series, overcoming a seven-run deficit to do so. Trailing 8-1 after Danny Sandbrink and Brian Busick each gave up four runs, the Cardinal rallied for three runs in the sixth and another four in the eighth to tie it at 8-8 on a Danny Diekroeger RBI single. In the eighth, Zach Jones' RBI single provided the difference as Chris Reed pitched three shutout innings to close things out. On Sunday, in a back-and-forth game, Brett Thomas' provided the game-winning hit in the seventh in a 6-5 game. Tyler Gaffney had three multi-hit games for the weekend raising his average to .303.



Series Summaries



Two One-Run Victories Give Cardinal Series (May 20-22)

May 20-22, 2011 at Stanford, CA

Arizona.....	000 000 000 00	- 0 6 0	(32-18)
Stanford.....	000 000 000 01	- 1 5 0	(29-18)

WP-Reed, Chris (5-2) LP-Bandilla, Bryce (4-2) T-2:58 A-1616

Arizona.....	000 022 210	- 7 7 1	(33-18)
Stanford.....	000 001 020	- 3 8 2	(29-19)

WP-Simon, Kyle (10-3) Save-Chaffee, Matt(7) LP-Sandbrink, Danny (3-1) T-2:43 A-1772 HR ARIZ - Garcia, Josh (7)

Arizona.....	010 000 000	- 1 8 0	(33-19)
Stanford.....	000 000 02X	- 2 10 0	(30-19)

WP-Reed, Chris (6-2) LP-Bandilla, Bryce (4-3) T-2:28 A-2140 HR ARIZ - Bandy, Jett (1)

- No. 25-ranked Stanford (W 1-0, 11 innings, L 3-7, W 2-1) picked up two wins in its last at-bat in winning its second to last regular season series. In a series that featured the top two offenses in the Pac-10, Stanford hit just .228 and Arizona, just .216 in a series that saw a combined 14 runs scored. In the opener, it was a scoreless pitching dual as Mark Appel struck out nine over 8.0 innings and Kurt Heyer countered with 10 strikeouts over 9.0 innings. Tyler Gaffney scored the first of two game-winning runs, stealing second following a two-out walk and scoring on freshman Brett Michael Doran's single in the 11th. It was also the first of two victories for Chris Reed, who threw three perfect innings. On Saturday, Kyle Simon scattered eight hits over 7.1 innings to even the series. In another pitching dual on Sunday, Jordan Pries allowed just a run in the second over 7.0 innings and Kyle Wade pitched 6.1 shutout innings. Again it came down to Stanford's last at-bat, as Gaffney drove in the tying run before scoring from second on an RBI single from Austin Wilson in the eighth, erasing the 1-0 lead. Reed closed out the final two innings, including a perfect ninth, for his sixth win of the year. Gaffney extended his hit streak to 14 games, Brian Ragira to 10 games.

Stanford Drops Final Midweek Game (May 24)

March 24, 2011 at Stanford, CA

Cal Poly.....	010 020 000	- 3 8 0	(27-23)
Stanford.....	100 000 000	- 1 8 0	(30-20)

WP-Anderson, Kyle (3-5) Save-Reed, Frankie(3) LP-McArdle, Dean (7-4) T-2:33 A-1520, HR CP - Jensen, Matt (1)

- Cal Poly's pitchers induced four double plays and limited the Cardinal to eight hits in a 3-1 victory over No. 24-ranked Stanford. Kyle Jensen drove in two of the three runs, as the Mustangs took a 3-1 lead against Dean McArdle after four innings. Stanford's bullpen all four hits and no runs over the final five innings. Stanford finished the season 12-2 in midweek games.

Stanford Closes Out Season with Sweep at Cal (May 27-28)

May 27-28, 2011 at Berkeley, CA

Stanford.....	100 002 000	- 3 5 2	(31-20)
California.....	100 001 000	- 2 9 0	(31-19)

WP-Appel, Mark (5-6) Save-Reed, Chris(7) LP-Johnson, Erik (6-3) T-2:29 A-652 HR CAL - Rodriguez, Devin (4)

Stanford.....	201 100 000	- 4 12 3	(32-20)
California.....	010 000 010	- 2 7 0	(31-20)

WP-Pries, Jordan (5-5) Save-Reed, Chris(8) LP-Jones, Justin (7-6) T-2:28 A-1358

- In a rain shorted two-game series, No. 24-ranked Stanford swept the season and Pac-10 series with No. 23-ranked Cal, as Chris Reed saved both games of the series. In the opener, Mark Appel went 7.1 strong innings and he and Reed combined on a nine-hitter in the 3-2 opener. In the first game of a scheduled doubleheader, Jordan Pries and Reed again combined on a seven-hitter as Stanford entered the post season having won 11 of 15 and its last two Pac-10 series. Austin Wilson drove in two of the four runs in the Saturday game. Tyler Gaffney extended his hit streak to 17 games with hits in both games.

Pitching Takes Down Fullerton Regional (June 3-5)

Jun 3-5, 2011 at Fullerton, CA

(3)Kansas State.....	000 100 020	- 3 7 5	(36-24)
(2)Stanford.....	012 032 20X	- 10 16 0	(33-20)

WP-Appel, Mark (6-6) LP-Hunter, Kyle (5-5) T-2:38 A-1208

(1)CS Fullerton.....	000 000 000	- 0 2 1	(41-16)
(2)Stanford.....	000 001 00X	- 1 4 1	(34-20)

WP-Pries, Jordan (6-5) Save-Reed, Chris(9) LP-Ramirez, Noe (8-4) T-2:13 A-2942, HR STAN - Piscotty, Stephen (3)

(2)Stanford.....	104 012 402	- 14 20 1	(35-20)
(4)Illinois.....	001 100 000	- 2 9 2	(30-27)

WP-Sandbrink, Danny (4-1) LP-Zerrusen, Lee (0-3) T-2:59 A-1211, HR STAN - Clowe, Ben 2 (4), Wilson, Austin (5)

- No. 21 Stanford, entering as the second seed, swept through the Fullerton Regional with wins over third-seeded Kansas State, 10-3, top-seed and No. 8 CS Fullerton 1-0 and fourth-seeded Illinois, 14-2. Stanford hit .351 in Southern California and allowed just five earned runs behind a seven-hitter from Mark Appel in the opener, Tournament MVP Jordan Pries and Chris Reed combining on a two-hitter and 1-0 win over the Titans and then Danny Sandbrink and Brian Busick finishing off the regional with a nine-hitter over the Illini. In the opener, Appel's eight strikeouts was accompanied by a three-hit day from all-regional Lonnie Kauppila and four players driving in at least two runs. In the winner's bracket on Saturday, all-regional Stephen Piscotty hit a solo homer in the sixth and Pries pitched four perfect innings and retired 10 in a row over 7.2 innings. Chris Reed secured his ninth save by stranding the tying run on base in the eighth and ninth innings. After Illinois beat the host Titans earlier in the day, Stanford took advantage with 20 hits as seniors Ben Clowe and Sandbrink led the charge. All-Tournament Clowe homered twice and went 4-for-4, while Sandbrink allowed two runs on eight hits over seven innings. All-tournament Tyler Gaffney upped his hit streak to 20 games.



Last Time it Happened



Team

27 Hits in a Game
at Arizona, 3/27/94
26 Hits in a Game
at Arizona, 4/6/02
24 Hits in a Game
USC, 4/26/08

20+ Runs in a Game
at Washington State, 4/2/11 (22-3)

27 Runs in a Game
at Arizona, 3/27/94
26 Runs in a Game
USC, 4/26/08
25 Runs in a Game
at Nevada, 4/10/95

Back-to-Back Shutout Losses
2006 at Oregon State (3-0, 1-0)
1970 at Washington St. (3-0, 7-0)

Single Game Pitching Feats

Two-Hitter Was Pitched
2011--Pries, Reed (8), Fullerton Regional
v. CS Fullerton, 6/4/11 (1-0)

Known One-Hitters Since 1996
2003--Manship Cunningham, Santa Clara
(1/26/03)

1998-- Jeff Austin (7) v. CS Fullerton, 2/9/98
(7 ip) Brian Sager (6), Mike Gosling (3) at Cal,
2/26/00

1996-- Kyle Peterson (8), Chad Hutchinson (9),
CS Fullerton (2/2/96) -- first ever broadcast on
broadcast.com, Mark Cuban's internet venture

No-Hitters at Stanford

1998-Chad Hutchinson at Fresno State,
February 1, 1998 (rain-shortened 5.0 innings)
Stanford 4, Fresno State 0

1994--Jason Middlebrook vs. UCLA, May
8, 1994 (Game 2) Stanford 3, UCLA 0

1992--Jamie Sepeda (6.0ip) and Willie Ad-
ams (3.0ip)vs. Pacific, February 12, 1992 Stan.
6, Pacific 0

1981--Paul Grame vs. Cal State Hayward,
February 4, 1981 Stanford 8, Cal State Hayward
0

1970--Phil Keller vs. Arizona State, March
23, 1970
Stanford 1, Arizona State 0

1969--Steve Dunning vs. Cal Poly Pomona,
March 7, 1969 Stanford 10, Cal Poly Pomona 1

1957--Bob Leopold vs. USC, April 14, 1957
Stanford 4, USC 0

1956-- Ed Verdurmen vs. Pepperdine, April
7, 1956 (Game 2 – 7.0 innings) Stan. 11, Pep-
perdine 0

Single Game Feats

7 RBIs in a Game
Eight times since 1996,
last by Brian Ragira, at WSU, 4/2/11

6 Hits in a Game
Lonnie Kauppila, at WSU, 4/2/11
Joey August at USC, 5/25/07
Jed Lowrie at Arizona, 5/16/04
5 Hits in a Game
Stephen Piscotty at Arizona 5/22/10

6 Runs in a Game
Carlos Quentin, at Santa Clara, 4/8/03
5 Runs in a Game
Cord Phelps v. USC 4/26/08

3 Homer Games
Edmund Muth, LA-Lafayette, 6/15/00
John Gall at UCLA, 5/15/99
2 Homer Games
Ben Clowe v. Illinois, 6/5/11 (3rd and 6th), Ful-
lerton Regional
Brett Milleville v. New Mexico, 5/9/09 (3rd and
7th inning)
Back-to-Back Homers
Gaffney-Piscotty v. UCLA, 4/21/11 (7th)
Clowe-Piscoty, at Vanderbilt, 2/27/11 (2nd)
Two Homers in an Inning
Michale Taylor at USC, 5/26/07 (4th)
Led Off Game with Homer
Tyler Gaffney (Fullerton Regional, 6/4 & 6/5/10)

Inside the Park Home Run
Cord Phelps at Texas 3/9/08
Inside the Park Grand Slam
Sean Ratliff at Arizona State, 4/6/07

Last Grand Slam
Brian Ragira at WSU, 4/2/11
Kenny Diekroeger at UC Davis, 3/4/10

Hit for the Cycle (since 1992)
Brian Ragira v. Santa Clara, 3/22/11
Michael Taylor v. San Jose St., 4/19/05
Steve Soloman v. Cal, 5/9/92

Hit Streaks (since 1988*)

37, Jeffrey Hammonds, 1990
28, Troy Paulsen, 1988
26, Carlos Quentin, 2003
23, DIEKROEGER, 2010
21, Brian Hall, 2004
20, Ryan Garko, 2001
19, Josh Hochgesang, 1997
17, GAFFNEY, 2011
17, Sam Fuld, 2003
16, John Mayberry, Jr., 2003
16, DIEKROEGER, 2011
15, Donny Lucy, 2004
15, Danny Putnam, 2004
15, Andy Topham, 2001
15, Jason Cooper, 2002
15, Paul Carey, 1988
(*-partial records from 1988 to 1994)

Consecutive Win Streaks (Since 1996)

16, Wayne, 1999-2000
12, Romanczuk, 2003
11, Guthrie, 2001-02
10, Iglesias, 1996
10, Cunningham, 2001-02
9, Romanczuk, 2004
9, Austin, 1998
9, MCARDLE, 2010-11
8, Bruksch, 2002
8, Young, 2000
8, Hudgins, 2002

Individual Pitching Feats

10+ Strikeouts
Brett Mooneyham at Washington, 4/30/10 (13)

16 Strikeouts
Jason Young, v. ASU, 3/5/99
15 Strikeouts
Jason Young at Washington St., 4/8/00
14 Strikeouts
Jason Middlebrook v. UCLA, 5/8/94
13 Strikeouts
Brett Mooneyham at Washington, 4/30/10
12 Strikeouts
Mark Romanczuk v. USC 2/25/05
11 Strikeouts
Brett Mooneyham at USC 5/16/09
10 Strikeouts
Brett Mooneyham v. Cal 4/23/10

Individual Fielding Feats

20+ Putouts
Jason Castro (21) v. UC Davis 5/22/07

Four Errors One Game
Kenny Diekroeger v. Saint Mary's 3/29/11

Longest Games (last 15 years)

15-Inning Game
at Washington, 5/2/2010 (lost 3-4)
at Santa Clara, 5/9/2006 (won 8-4)
18-Inning Game
at Arizona, 4/5/2002 (won 5-4)

2011 Stanford Baseball
Overall Statistics for Stanford (as of Jun 06, 2011)
(All games Sorted by Batting avg)

Record: 35-20 Home: 18-7 Away: 15-13 Neutral: 2-0 Pac-10: 14-12

Player	avg	gp-gs	ab	r	h	2b	3b	hr	rbi	tb	slg%	bb	hp	so	gdp	ob%	sf	sh	sb-att	po	a	e	fld%
1 Mosbacher, Jack	.500	2-0	2	1	1	0	1	0	1	3	1.500	0	0	0	0	.500	0	0	0-0	0	0	0	.000
25 Piscotty, Stephen	.370	55-55	216	34	80	12	1	3	40	103	.477	17	8	27	7	.430	3	1	2-5	44	97	14	.910
7 Gaffney, Tyler	.323	52-51	192	40	62	9	5	3	34	90	.469	29	5	31	0	.419	3	0	7-8	83	4	6	.935
21 Ragira, Brian	.320	54-52	206	30	66	7	5	4	43	95	.461	14	2	46	12	.361	5	1	2-4	511	30	4	.993
30 Wilson, Austin	.309	53-49	188	25	58	6	0	5	27	79	.420	7	5	56	5	.347	2	0	1-1	71	2	1	.986
8 Kauppila, Lonnie	.303	54-52	198	23	60	10	1	1	25	75	.379	11	2	25	7	.344	1	2	1-2	104	142	2	.992
24 Stewart, Jake	.292	43-42	171	32	50	15	1	0	19	67	.392	14	0	52	1	.340	3	4	8-10	81	1	2	.976
3 Diekroeger, Kenny	.292	54-54	219	30	64	8	1	2	31	80	.365	17	3	35	8	.351	0	1	2-4	96	190	18	.941
11 Giuliani, Dave	.286	28-6	63	9	18	3	0	0	2	21	.333	2	0	17	2	.308	0	1	0-0	8	0	1	.889
13 Doran, Brett Michael	.286	10-0	14	2	4	2	0	0	1	6	.429	2	0	2	0	.375	0	0	0-0	0	0	0	.000
22 Guymon, Brian	.283	23-15	53	8	15	2	0	0	1	17	.321	5	2	13	2	.367	0	2	0-1	17	0	1	.944
2 Diekroeger, Danny	.267	18-0	30	1	8	0	0	0	8	8	.267	4	0	8	0	.324	3	0	0-0	0	0	0	.000
5 Jones, Zach	.261	55-55	203	42	53	15	2	4	28	84	.414	17	6	40	5	.332	3	7	6-8	364	62	3	.993
29 Clowe, Ben	.259	43-22	135	22	35	10	1	4	14	59	.437	12	4	35	4	.336	1	6	3-5	11	0	3	.786
4 Smith, Eric	.250	14-4	24	0	6	2	0	0	2	8	.333	1	1	6	2	.308	0	1	0-0	10	8	3	.857
10 Ringo, Justin	.125	13-3	16	4	2	0	0	1	2	5	.313	2	0	4	0	.222	0	1	1-1	22	1	0	1.000
Totals	.302	55	1930	303	582	101	18	27	278	800	.415	154	38	397	55	.361	24	27	33-49	1453	634	67	.969
Opponents	.251	55	1798	220	451	82	8	20	189	609	.339	172	44	387	38	.329	16	61	24-47	1437	589	70	.967

LOB - Team (433), Opp (418). DPs turned - Team (48), Opp (57). IBB - Team (5), Ragira, B 2, Diekroeger, K 1, Wilson, A 1, Piscotty, S 1, Opp (7). Picked off - Jones, Za 3, Gaffney, T 3, Doran, B 1, Kauppila, L 1, Stewart, J 1.

(All games Sorted by Earned run avg)

Player	era	w-l	app	gs	cg	sho	sv	ip	h	r	er	bb	so	2b	3b	hr	b/avg	wp	hp	bk	sfa	sha
14 Bloom, Sahil	0.96	1-0	4	0	0	0/0	0	9.1	6	5	1	2	7	0	0	0	.154	1	1	0	0	0
33 Reed, Chris	2.54	6-2	28	1	0	0/2	9	49.2	35	18	14	15	48	5	0	1	.201	9	4	1	0	5
23 Busick, Brian	2.70	2-0	8	0	0	0/0	0	16.2	18	6	5	4	17	5	0	2	.277	0	0	0	1	2
26 Appel, Mark	3.02	6-6	16	16	2	0/1	0	104.1	107	41	35	26	83	20	4	1	.276	8	8	0	5	12
16 Pries, Jordan	3.24	6-5	16	15	0	0/1	0	94.1	91	38	34	30	74	15	1	4	.263	11	10	2	1	18
17 Vanegas, A.J.	3.35	1-0	22	3	0	0/0	0	40.1	36	16	15	20	30	10	0	0	.247	4	7	0	3	5
28 Sandbrink, Danny	3.39	4-1	13	8	1	0/0	1	61.0	53	28	23	15	45	11	2	3	.237	3	3	2	0	6
19 McArdle, Dean	4.15	7-4	15	12	0	0/0	0	56.1	55	34	26	22	30	12	0	7	.257	3	4	1	4	8
38 Talt, A.J.	4.61	0-0	8	0	0	0/0	0	13.2	13	8	7	4	8	1	0	0	.250	2	5	0	1	1
36 Snodgress, Scott	4.65	2-2	25	0	0	0/0	2	31.0	27	18	16	28	38	1	1	1	.231	1	2	0	1	4
20 Byers, Elliott	8.22	0-0	6	0	0	0/0	0	7.2	10	8	7	6	7	2	0	1	.303	0	0	0	0	0
Totals	3.40	35-20	55	55	3	2/2	12	484.1	451	220	183	172	387	82	8	20	.251	42	44	6	16	61
Opponents	4.75	20-35	55	55	2	1/1	13	479.0	582	303	253	154	397	101	18	27	.302	34	38	6	24	27

PB - Team (8), Jones, Za 8, Opp (16). Pickoffs - Team (3), Jones, Za 1, McArdle, D 1, Pries, J 1, Opp (9). SBA/ATT - Jones, Za (23-40), Appel, M (3-10), Sandbrink, D (4-9), Pries, J (3-7), Talt, A.J. (3-4), Reed, C (2-4), Snodgress, S (2-3), Busick, B (3-3), Vanegas, AJ (1-3), McArdle, D (1-2), Bloom, S (2-2).

**2011 Stanford Baseball
Game Results for Stanford (as of Jun 06, 2011)
(All games)**

Date	Opponent	Score	Inns	Overall	Pac-10	Pitcher of record	Attend	Time
Feb 18, 2011	at #17 Rice	w 5-3	9	1-0-0	0-0-0	Snodgress, S (W 1-0)	3842	2:32
Feb 19, 2011	at #17 Rice	L 1-7	9	1-1-0	0-0-0	Reed, C (L 0-1)	4107	2:20
Feb 20, 2011	at #17 Rice	w 6-2	9	2-1-0	0-0-0	McArdle, D (W 1-0)	4233	2:36
Feb 22, 2011	#17 CALIFORNIA	w 3-2	9	3-1-0	0-0-0	Pries, J (W 1-0)	1931	2:49
Feb 25, 2011	at #3 Vanderbilt	L 1-2	9	3-2-0	0-0-0	Appel, M (L 0-1)	1942	2:30
Feb 26, 2011	at #10 Vanderbilt	L 7-8	9	3-3-0	0-0-0	Snodgress, S (L 1-1)	2701	3:19
Feb 27, 2011	at #3 Vanderbilt	w 5-2	9	4-3-0	0-0-0	Pries, J (W 2-0)	2015	2:21
Mar 01, 2011	SANTA CLARA	w 8-4	9	5-3-0	0-0-0	Vanegas, AJ (W 1-0)	1123	2:26
Mar 04, 2011	at #6 Texas	L 3-4	9	5-4-0	0-0-0	Appel, M (L 0-2)	6368	2:04
Mar 05, 2011	at #6 Texas	w 9-2	9	6-4-0	0-0-0	McArdle, D (W 2-0)	7228	2:39
Mar 06, 2011	at #6 Texas	L 2-4	9	6-5-0	0-0-0	Pries, J (L 2-1)	6666	2:32
Mar 21, 2011	UC DAVIS	w 3-2	9	7-5-0	0-0-0	Appel, M (W 1-2)	332	2:25
Mar 22, 2011	SANTA CLARA	w 9-1	9	8-5-0	0-0-0	McArdle, D (W 3-0)	375	2:47
Mar 25, 2011	LONG BEACH STATE	L 3-6	9	8-6-0	0-0-0	Appel, M (L 1-3)	1101	2:53
Mar 26, 2011	LONG BEACH STATE	w 6-1	9	9-6-0	0-0-0	Pries, J (W 3-1)	1121	3:33
Mar 27, 2011	LONG BEACH STATE	w 6-5	9	10-6-0	0-0-0	Snodgress, S (W 2-1)	2514	2:53
Mar 29, 2011	SAINT MARY'S	w 16-14	9	11-6-0	0-0-0	Sandbrink, D (W 1-0)	1282	3:46
* Apr 01, 2011	at Washington State	L 8-10	9	11-7-0	0-1-0	Snodgress, S (L 2-2)	693	2:47
* Apr 02, 2011	at Washington State	w 22-3	9	12-7-0	1-1-0	Pries, J (W 4-1)	411	2:49
* Apr 03, 2011	at Washington State	w 4-3	9	13-7-0	2-1-0	McArdle, D (W 4-0)	523	2:44
Apr 05, 2011	SAN JOSE STATE	w 5-2	9	14-7-0	2-1-0	Sandbrink, D (W 2-0)	1428	2:25
* Apr 08, 2011	at USC	w 8-1	9	15-7-0	3-1-0	Appel, M (W 2-3)	357	2:38
* Apr 09, 2011	at USC	L 1-3	9	15-8-0	3-2-0	Pries, J (L 4-2)	456	2:21
* Apr 10, 2011	at USC	L 2-6	9	15-9-0	3-3-0	McArdle, D (L 4-1)	538	2:35
Apr 12, 2011	PACIFIC	w 3-1	9	16-9-0	3-3-0	Reed, C (W 1-1)	1215	2:28
* Apr 15, 2011	#9 OREGON STATE	L 0-1	9	16-10-0	3-4-0	Appel, M (L 2-4)	1684	2:40
* Apr 16, 2011	#9 OREGON STATE	L 1-8	9	16-11-0	3-5-0	Pries, J (L 4-3)	2031	2:47
* Apr 17, 2011	#9 OREGON STATE	L 4-6	9	16-12-0	3-6-0	McArdle, D (L 4-2)	2373	2:36
Apr 19, 2011	at Santa Clara	w 10-3	9	17-12-0	3-6-0	McArdle, D (W 5-2)	276	3:07
* Apr 21, 2011	#11 UCLA	w 7-4	9	18-12-0	4-6-0	Appel, M (W 3-4)	1622	2:48
* Apr 22, 2011	#11 UCLA	L 1-4	9	18-13-0	4-7-0	Pries, J (L 4-4)	1953	2:39
* Apr 23, 2011	#11 UCLA	w 5-4	9	19-13-0	5-7-0	Reed, C (W 2-1)	2280	3:05
Apr 25, 2011	#20 CALIFORNIA	w 9-5	9	20-13-0	5-7-0	Busick, B (W 1-0)	2047	2:45
Apr 26, 2011	at Saint Mary's	L 2-3	9	20-14-0	5-7-0	Reed, C (L 2-2)	420	2:28
* Apr 29, 2011	at #7 Arizona State	L 10-12	9	20-15-0	5-8-0	Appel, M (L 3-5)	3175	3:18
* Apr 30, 2011	at #7 Arizona State	w 6-4	9	21-15-0	6-8-0	Sandbrink, D (W 3-0)	3257	2:42
* May 01, 2011	at #7 Arizona State	L 1-7	9	21-16-0	6-9-0	Pries, J (L 4-5)	3226	2:02
May 03, 2011	at San Jose State	w 3-1	9	22-16-0	6-9-0	McArdle, D (W 6-2)	764	2:38
* May 06, 2011	WASHINGTON	w 6-2	9	23-16-0	7-9-0	Appel, M (W 4-5)	3202	2:32
* May 07, 2011	WASHINGTON	w 8-7	9	24-16-0	8-9-0	Reed, C (W 3-2)	1915	3:29
* May 08, 2011	WASHINGTON	w 7-2	9	25-16-0	9-9-0	Busick, B (W 2-0)	1596	2:51
May 09, 2011	at Pacific	w 11-5	9	26-16-0	9-9-0	Bloom, S (W 1-0)	492	3:03
May 10, 2011	UC DAVIS	w 11-4	9	27-16-0	9-9-0	McArdle, D (W 7-2)	1137	2:50
* May 13, 2011	at Oregon	L 2-6	9	27-17-0	9-10-0	Appel, M (L 4-6)	1776	2:48
* May 14, 2011	at Oregon	w 9-8	9	28-17-0	10-10-0	Reed, C (W 4-2)	2393	3:25
* May 15, 2011	at Oregon	L 5-6	9	28-18-0	10-11-0	McArdle, D (L 7-3)	1960	3:07
* May 20, 2011	#27 ARIZONA	w 1-0	(11)	29-18-0	11-11-0	Reed, C (W 5-2)	1616	2:58
* May 21, 2011	#27 ARIZONA	L 3-7	9	29-19-0	11-12-0	Sandbrink, D (L 3-1)	1772	2:43
* May 22, 2011	#27 ARIZONA	w 2-1	9	30-19-0	12-12-0	Reed, C (W 6-2)	2140	2:28
May 24, 2011	CAL POLY	L 1-3	9	30-20-0	12-12-0	McArdle, D (L 7-4)	1520	2:33
* May 27, 2011	at #23 California	w 3-2	9	31-20-0	13-12-0	Appel, M (W 5-6)	652	2:29
* May 28, 2011	at #23 California-1	w 4-2	9	32-20-0	14-12-0	Pries, J (W 5-5)	1358	2:28
\$ Jun 03, 2011	vs #21 Kansas State	w 10-3	9	33-20-0	14-12-0	Appel, M (W 6-6)	1208	2:38
\$ Jun 04, 2011	at #8 CS Fullerton	w 1-0	9	34-20-0	14-12-0	Pries, J (W 6-5)	2942	2:13
\$ Jun 05, 2011	vs Illinois	w 14-2	9	35-20-0	14-12-0	Sandbrink, D (W 4-1)	1211	2:59

* = Pac-10 Conference game
 \$ = NCAA Regional (Fullerton, CA)
 () extra inning game

**2011 Stanford Baseball
Statistics Summary for Stanford (as of Jun 06, 2011)
(Regionals - Series REG)**

Record: 3-0 Home: 0-0 Away: 1-0 Neutral: 2-0 Pac-10: 0-0

Date	Opponent	Score	Player	avg	gp-gs	ab	r	h	2b	3b	hr	rbi	bb	hbp	so	sb-att
5/6/3	vs Kansas State	w 10-3	1 Mosbacher, Jack	1.000	1-0	1	1	1	0	1	0	1	0	0	0	0-0
5/6/4	at #8 CS Fullerton	w 1-0	29 Clowe, Ben	.600	3-3	10	5	6	2	0	2	4	1	1	2	1-1
5/6/5	vs Illinois	w 14-2	8 Kauppila, Lonnie	.500	3-3	14	3	7	2	0	0	5	0	0	2	1-1
			25 Piscotty, Stephe	.500	3-3	14	6	7	1	0	1	4	0	1	1	0-0
			7 Gaffney, Tyler	.357	3-3	14	1	5	0	0	0	2	1	0	1	1-1
			21 Ragira, Brian	.308	3-3	13	2	4	1	0	0	2	1	1	2	1-1
			24 Stewart, Jake	.273	3-3	11	3	3	1	0	0	1	1	0	3	0-0
			30 Wilson, Austin	.250	3-3	12	1	3	0	0	1	3	0	1	3	0-0
			3 Diekroeger, Kenn	.182	3-3	11	2	2	1	0	0	2	2	0	1	0-0
			5 Jones, Zach	.154	3-3	13	1	2	0	0	0	0	0	0	4	0-0
			2 Diekroeger, Dan	.000	2-0	1	0	0	0	0	0	1	0	0	0	0-0
Totals				.351	3	114	25	40	8	1	4	25	6	4	19	4-4
Opponents				.191	3	94	5	18	4	1	0	5	2	2	25	1-3

* = Pac-10 Conference game
\$ = NCAA Regional (Fullerton, CA)

LOB - Team (27), Opp (14). DPs turned - Team (2), Opp (2).

Player	era	w-l	app	gs	cg	sh	sv	ip	h	r	er	bb	so		
16 Pries, Jordan	0.00	1-0	1	1	0	0	0	7.2	2	0	0	0	6		
23 Busick, Brian	0.00	0-0	1	0	0	0	0	2.0	1	0	0	0	5		
33 Reed, Chris	0.00	0-0	1	0	0	0	1	1.1	0	0	0	1	0		
28 Sandbrink, Dann	2.57	1-0	1	1	0	0	0	7.0	8	2	2	1	6		
26 Appel, Mark	3.00	1-0	1	1	1	0	0	9.0	7	3	3	0	8		
Totals			1.67	3-0	3	3	1	1	1	27.0	18	5	5	2	25
Opponents			7.20	0-3	3	3	1	0	0	25.0	40	25	20	6	19

SBA/ATT - Jones, Za (1-1), Pries, J (1-1), Sandbrink, D (0-1), Reed, C (0-1).

Score by innings	1	2	3	4	5	6	7	8	9	Total
Stanford	1	1	6	0	4	5	6	0	2	25
Opponents	0	0	1	2	0	0	0	2	0	5

Win-loss breakouts: Day 0-0; Night 3-0; vs Left 1-0; vs Right 2-0;
1-run games 1-0; 2-run games 0-0; 5+run games 2-0; Extra inns 0-0; Shutouts 1-0.
Current streak: Won 3; Longest winning streak: 3; Longest losing streak: 0.
Attendance: Home 0 (avg 0); Away 5361 (avg 1787); Total 5361 (avg 1787).

Peni

- real estate
- green energy
- special reports
- financial markets
- personal finance
- venture capital
- drive / automotive
- press releases

Latest Peni news

- Suspects sought in East Palo Alto infant slaying
- Rainfall records tumble around Bay Area
- Teenage Good Samaritans help catch alleged purse-snatcher in East Palo Alto
- East Palo Alto pot club loses appeal
- Redwood City delays decision on Docktown Marina purchase

Crime blotter

POLICE BEAT

San Mateo County



Special report: high-speed rail



Peninsula crime reports



Most Viewed Most E-Mailed

(From the last 12 hours) **RSS**

1. Silicon Valley startups, investors target \$100 billion lighting...
2. Apple to unveil 'cloud-based' music service
3. Cisco's stumble: Did CEO John Chambers underestimate Silicon Valley...
4. The drowning suicide that shook an island
5. Rainfall records tumble around Bay Area
6. Roadshow: The Prius -- sexy or not?

BY PALO ALTO DAILY NEWS

SEARCH
 Site Web Search by YAHOO!

Share 0

Appel pitches Cardinal by Wildcats in NCAA opener

By Dan Wood
Daily News Correspondent
Posted: 06/04/2011 07:37:04 AM PDT
Updated: 06/04/2011 07:37:06 AM PDT

- FULLERTON -- Dominant pitching? Check.
- Consistent and timely offense? Check.
- Perfect defense? Check.

All of that added up to a 10-3 Stanford victory over seemingly outclassed Kansas State in Friday's opening game of an NCAA regional baseball tournament at Cal State Fullerton's Goodwin Field.

The Cardinal (33-20) advanced to today's 8 p.m. second-round game against the winner of Friday night's late contest that matched top-seeded Fullerton and Illinois.

Stanford sophomore right-hander Mark Appel could hardly have been better on the mound. Appel went the distance, limiting the offensively gifted Wildcats (36-24) to seven hits while striking out eight and walking none.

Freshman Lonnie Kauppila, meanwhile, led a 16-hit Cardinal attack with three singles, a double and two RBIs. Only a diving catch by Kansas State right fielder Mike Kindel of Kauppila's sixth-inning line shot kept the Stanford second baseman from a perfect day at the plate.

"It was a great game for us, first game of regional," said Cardinal coach Mark Marquess, no doubt recalling Stanford's two-and-out performance in last year's Fullerton regional.

"Mark Appel pitched magnificently," Marquess said. "He was low in the zone almost the entire game, (against) a very good offensive team. He didn't walk anybody. I thought that was key."

Appel, who evened his record at 6-6 while shaving his ERA to 3.02, needed only five pitches in the ninth inning to retire the side in order. While his total of 118 pitches probably left Appel unavailable for the remainder of the weekend, his one-man show provided quite a boost in the Cardinal's bid to get through the regional.

Advertisement

"It's important," Marquess said. "With a four-team regional, you can really get to the depth of your staff, depending on how it goes. Obviously, it's huge to use only one pitcher -- and a great performance. So it will help us."

Appel likened his latest effort to his only other complete game this season, an 8-1 triumph April 8 at USC in which he took a no-hit bid into the seventh inning.

"All my pitches were working," Appel said. "The key was keeping pitches down in the zone. Height wins over velocity and stuff every single day. Keeping the ball low and being able to throw off-speed pitches for strikes was big, to keep hitters off balance."

Stanford will seek to give tonight's expected starter, junior right-hander Jordan Pries, similar offensive support.

The Cardinal drove Kansas State ace Kyle Hunter out of the game just two batters into the fifth inning, having pounded the junior left-hander for five runs, all earned, on eight hits. Stanford, which backed Appel with errorless defense, later took advantage of five Wildcats miscues to touch three relievers for five more runs, three of those unearned.

"Lately, this week and last weekend versus Cal, we've been hitting the ball really well," said Kauppila, looking back at an abbreviated two-game sweep of the Bears in Berkeley. "We've been backing it up and hitting the ball to right field, kind

Advertisement
I want a used car.com

Get first dibs on the latest fun stuff. UPDATED DEALS & MORE.

Top Classifieds

RENTALS JOBS REAL ESTATE AUTOS

HAYWARD
PLEASANT HILL...
HAYWARD
SJ Westlake Dr 2BR
1.5BA ...
WILLOW Glen SJ 4/2
new remo...
BLOSSOM Vly/...
HAYWARD
OAKLAND 2BD APTS
\$1000

[ALL LISTINGS](#)

of spraying it all around the field. Capitalizing on errors was really big. That's what we did today."

Kauppila ignited the Cardinal with a second-inning single and eventually scored the game's initial run on Kenny Diekroeger's two-out double.

Stanford enjoyed multiple-run rallies in the third, fifth, sixth and seventh. Diekroeger, Ben Clowe, Stephen Piscotty, Brian Ragira and Jake Stewart finished with two hits each, while Tyler Gaffney picked up a single to stretch his hitting streak to 18 games. Diekroeger and Ragira added two RBIs apiece.

Ragira, a freshman who leads the team with 43 RBIs, snapped a bit of a dry spell in which he had driven in just one run during a span of seven games.

BOOKMARK Print Email Font Resize Return to Top

• Readers: [Let us know what you think of the new commenting system](#)

Be the first of your friends to recommend this.

BASEBALL AMERICA FOR \$1.76 PER ISSUE! CLICK HERE TO SUBSCRIBE TO THE DIGITAL EDITION

 GO

To: **World's Greatest Dad**
Enjoy the gift of baseball

Give Dad a gift subscription and get a free deck of playing cards



Jordan Pries Leads Stanford To Intense Win

Posted Jun. 5, 2011 3:06 am by **Aaron Fitt**

Filed under: [At The Ballpark](#), [Division I Postseason](#)

FULLERTON, Calif.—It had everything a Stanford-Cal State Fullerton postseason game should have—and then some.

In a game that featured just six hits between the two teams, Stanford's Jordan Pries out-duelled Fullerton's Noe Ramirez in a fantastic pitcher's duel, as the Cardinal advanced to the Fullerton Regional title round with a 1-0 win. Pries allowed just two hits and no walks while striking out six over 7 2/3 shutout innings, while Ramirez racked up 12 strikeouts and allowed just four hits and two walks. His lone mistake was a first-pitch fastball over the middle of the plate to cleanup hitter Stephen Piscotty in the sixth inning. Piscotty crushed it over the left-center-field fence for the game's only run.

"That was a great baseball game," Titans coach Dave Serrano said. "I knew coming into today that the best shot we had was if Noe stepped it up for us, and he did. He gave us a chance to be successful. He threw 109 pitches, and he might have thrown one bad pitch.

"What a fabulous baseball game; what a fabulous baseball game. Pries stepped up for them, and I'm not ashamed at all of what this young man (Ramirez) did. We'll have to fight back, hopefully we'll get another crack at them. This game was filled with great pitching and intensity, and unfortunately we came up on the short end."

Pries pounded the bottom of the strike zone with his 88-90 fastball and low-80s slider, and he effectively mixed in his curveball and changeup.

"For me it was filling up the strike zone, keeping the ball down and letting my defense work," the junior righthander said.

Pries retired the first 12 batters he faced before giving up a single to Nick Ramirez leading off the fifth. And that's where the game got interesting—or marred, depending on

About This Blog

Aaron Fitt is the lead college writer for Baseball America. If you have questions or comments about college baseball you can e-mail him at collegeblog@baseballamerica.com.

Categories

- [Around The Nation](#) (679)
 - [Coaching Carousel](#) (106)
- [At The Ballpark](#) (380)
- [Conference Tournaments](#) (66)
- [Division I Postseason](#) (420)
- [Division II Championships](#) (26)
- [Division III Championships](#) (8)
- [Houston College Classic](#) (42)
- [Junior College](#) (16)
- [Mailbag](#) (56)
- [Rosenblog](#) (368)
- [Small College](#) (24)
- [Stock Report](#) (18)
- [Summer Leagues](#) (42)
- [Three Strikes](#) (74)
- [Uncategorized](#) (1)
- [USA Baseball](#) (9)
- [USD Tournament](#) (11)
- [Video](#) (21)

Archives

- [June 2011](#)
- [May 2011](#)
- [April 2011](#)
- [March 2011](#)
- [February 2011](#)
- [January 2011](#)
- [December 2010](#)
- [November 2010](#)
- [October 2010](#)
- [September 2010](#)
- [August 2010](#)
- [July 2010](#)
- [June 2010](#)
- [May 2010](#)
- [April 2010](#)
- [March 2010](#)
- [February 2010](#)
- [January 2010](#)
- [December 2009](#)
- [November 2009](#)
- [October 2009](#)
- [September 2009](#)
- [August 2009](#)
- [July 2009](#)

your perspective.

Ramirez advanced to second on a sacrifice bunt. With two outs, Greg Velazquez hit a sinking liner to left field, and Tyler Gaffney dove for it. It was clear that the ball hit the ground before Gaffney got a glove on it—and replays confirmed that it was a trap—but umpire Joe Marion ruled it a catch, ending the inning as Ramirez was cruising toward home plate.

"He said, 'I clearly saw him catch it,' " Serrano said of his conversation with Marion. "I said to Joe, 'I know you don't feel confident in that call right now.' He didn't balk at it, and unfortunately we were on the wrong end of it . . . That's baseball. We got the misfortune of that call. It was a judgment call. I didn't have the monitors next to me, but as far as my eyes could see, I thought it hit the ground. But he's the umpire and I'm the coach, his word is final, and I have to live with that. We had some other opportunities, and we didn't take advantage."

When pressed whether or not he caught the ball, Gaffney simply said, "I did my best to get out there."

Piscotty's homer came in the sixth inning, after the Cardinal had failed to capitalize with runners in scoring positions in each of the first three innings. Stanford reacted emotionally to the homer, and tensions seemed to escalate from there.

"I think it was just a very competitive environment," Piscotty said. "That's what you want to see in a college baseball game: two teams fighting hard to get the 'W.' I think that's what you saw tonight."

"It was pretty intense," Noe Ramirez said of the atmosphere. "It was a little chippy on both sides. It was just a mental game. But big players step up in big games like this. It was a great game, a close game, and they just took advantage of a mistake."

The Titans had their own chances in the final two innings, but they stranded a runner at third base against closer Chris Reed in the eighth, then had a runner caught stealing in the ninth after Casey Watkins led off with a walk. Reed was electric pumping fastballs in the 92-95 range.

"It was all about pitching tonight," Stanford coach Mark Marquess said. "It's tough for either one of those guys (Pries or Ramirez) to lose that game because they both pitched great. Fortunately for us we came out on the winning end of it, because of pitching and the home run."

[June 2009](#)
[May 2009](#)
[April 2009](#)
[March 2009](#)
[February 2009](#)
[January 2009](#)
[December 2008](#)
[November 2008](#)
[October 2008](#)
[September 2008](#)
[August 2008](#)
[July 2008](#)
[June 2008](#)
[May 2008](#)
[April 2008](#)
[March 2008](#)
[February 2008](#)
[January 2008](#)
[December 2007](#)
[November 2007](#)
[October 2007](#)
[September 2007](#)
[August 2007](#)
[July 2007](#)
[June 2007](#)
[May 2007](#)
[April 2007](#)
[March 2007](#)
[February 2007](#)
[January 2007](#)

Syndicate This Blog

[RSS](#)
[Atom](#)

Blogs

[Business Blog](#)
[College Blog](#)
[Draft Blog](#)
[High School Blog](#)
[Prospects Blog](#)

BaseballAmerica.com

[College](#)
[Draft](#)
[High School](#)
[Home](#)
[Majors](#)
[Minors](#)
[Prospects](#)
[Prospects Plus](#)

Search This Blog

This entry was posted on Sunday, June 5, 2011 at 3:06 am by Aaron Fitt and is filed under [At The Ballpark](#), [Division I Postseason](#). You can follow any responses to this entry through the [RSS 2.0](#) feed. You can [leave a response](#), or [trackback](#) from your own site.



Comments

MY ACCOUNT SUBSCRIBE FREE ISSUE



About This Blog

Aaron Fitt is the lead college writer for Baseball America. If you have questions or comments about college baseball you can e-mail him at collegeblog@baseballamerica.com.

Categories

- [Around The Nation](#) (681)
 - [Coaching Carousel](#) (106)
- [At The Ballpark](#) (383)
- [Conference Tournaments](#) (66)
- [Division I Postseason](#) (425)
- [Division II Championships](#) (26)
- [Division III Championships](#) (8)
- [Houston College Classic](#) (42)
- [Junior College](#) (16)
- [Mailbag](#) (56)
- [Rosenblog](#) (368)
- [Small College](#) (24)
- [Stock Report](#) (18)
- [Summer Leagues](#) (42)
- [Three Strikes](#) (74)
- [Uncategorized](#) (1)
- [USA Baseball](#) (9)
- [USD Tournament](#) (11)
- [Video](#) (21)

Archives

- [June 2011](#)
- [May 2011](#)
- [April 2011](#)
- [March 2011](#)
- [February 2011](#)
- [January 2011](#)
- [December 2010](#)
- [November 2010](#)
- [October 2010](#)
- [September 2010](#)
- [August 2010](#)
- [July 2010](#)
- [June 2010](#)
- [May 2010](#)
- [April 2010](#)
- [March 2010](#)
- [February 2010](#)
- [January 2010](#)
- [December 2009](#)
- [November 2009](#)
- [October 2009](#)
- [September 2009](#)
- [August 2009](#)
- [July 2009](#)

Young, Explosive Stanford Matures Into Regional Champion

Posted Jun. 6, 2011 5:12 am by **Aaron Fitt**

Filed under: [At The Ballpark](#), [Division I Postseason](#)

FULLERTON, Calif.—Stanford couldn't have drawn it up any better than this.

Bring in back-to-back recruiting classes ranked in the nation's top two. Baptise young team with a brutally difficult nonconference schedule, featuring road series against three future national seeds (Rice, Vanderbilt, Texas) in the first three weeks of the season. Weather the storm. Build confidence in the second half. Arrive at a hostile regional setting with a battle-tested, extremely talented team.

Win that regional in emphatic fashion.

A day after eking out a 1-0 victory against rival and regional host Cal State Fullerton, Stanford pounded Illinois 14-2 on Sunday night to advance to super regionals, where it will face North Carolina in Chapel Hill. The Cardinal looked like an unstoppable juggernaut against the depleted Illini pitching staff, pounding out 20 hits—including laser after laser. Senior DH Ben Clowe led the way, going 4-for-4 with two doubles and a pair of two-run homers—both tattooed to left field. He doubled his season home run output entering Sunday.

"I don't think I've hit two home runs in a game since I've been in college," said Clowe, who entered the game hitting .237/.313/.359 with two homers and 10 RBIs in 131 at-bats this season. "It's nice. For a career winding down, to contribute like this, it's a good feeling."

At that point, Stanford coach Mark Marquess interjected, "It's a good Little League day."

Sophomore Stephen Piscotty, whose homer accounted for the only run of Saturday's game against Fullerton, had three hits Sunday, including an RBI double to score Clowe in the first and get the Cardinal off and running. And freshmen Lonnie Kauppila and Austin

Wilson each had three hits and three RBIs, and each hit the balls on the screws all night. Wilson's majestic two-run homer to left-center in the seventh inning was the hardest-hit ball of the night.

"We can do that—it depends when you catch us," Marquess said of his team's ability to hit many balls hard. "We can swing and miss sometimes. We struck out 12 times (Saturday) night, and got four hits, and that was a lot of hits last night. Especially with a young team, we can hit the ball great one night and not the next night. They're learning."

They sure are. And they have developed into a downright scary lineup when they're locked in, as they were Sunday and in Friday's 10-3 win against Kansas State.

"It's been a lot of fun," Clowe said of the young team's development. "Coming in, I knew how much talent we had on this team across the board. As seniors, it was, how are we going to mold these guys to make sure they stay on the same page with us and get better each step along the way?"

Marquess made a point of crediting seniors like Clowe, catcher Zach Jones and righthander Danny Sandbrink (who allowed two runs in seven strong innings Sunday) with steering the ship.

"They've provided a lot of leadership throughout the year with a young team," Marquess said. "I'm really proud of our team. It was a tough schedule, but we weathered it and we're really playing our best baseball now."

Illinois found that out the hard way. But the Illini earned the respect of everyone at the regional with their run to the championship round, which included an upset of Fullerton earlier Sunday. For a team that started the season 12-21 before catching fire in the second half, there is plenty of reason for satisfaction at the end of the line.

"Looking back at it, we were struggling through the middle of the year—you wouldn't think we would get to this point," said second baseman Pete Cappetta, who capped a strong regional performance with two more hits in the championship game. "Give a lot of credit to the coaching staff and players that stuck together. We lost that first game (Friday), we could have hung our heads, but we kept battling. I'm pretty proud of the group as a whole, for sure."

"These last three weeks have been unbelievable," added outfielder Davis Hendrickson. "There's times you've got to pinch yourself. It's an unbelievable team. It was so much fun playing with these guys, because you never feel like you're out of a game—even today I didn't feel like we were out of it, because we've come back so much. I couldn't have asked for a better year."

[June 2009](#)
[May 2009](#)
[April 2009](#)
[March 2009](#)
[February 2009](#)
[January 2009](#)
[December 2008](#)
[November 2008](#)
[October 2008](#)
[September 2008](#)
[August 2008](#)
[July 2008](#)
[June 2008](#)
[May 2008](#)
[April 2008](#)
[March 2008](#)
[February 2008](#)
[January 2008](#)
[December 2007](#)
[November 2007](#)
[October 2007](#)
[September 2007](#)
[August 2007](#)
[July 2007](#)
[June 2007](#)
[May 2007](#)
[April 2007](#)
[March 2007](#)
[February 2007](#)
[January 2007](#)

Syndicate This Blog

[RSS](#)
[Atom](#)

Blogs

[Business Blog](#)
[College Blog](#)
[Draft Blog](#)
[High School Blog](#)
[Prospects Blog](#)

BaseballAmerica.com

[College](#)
[Draft](#)
[High School](#)
[Home](#)
[Majors](#)
[Minors](#)
[Prospects](#)
[Prospects Plus](#)

Search This Blog

This entry was posted on Monday, June 6, 2011 at 5:12 am by Aaron Fitt and is filed under [At The Ballpark](#), [Division I Postseason](#). You can follow any responses to this entry through the [RSS 2.0](#) feed. You can [leave a response](#), or [trackback](#) from your own site.



Comments



Stanford coach Marquess gets the most from team on, off field

Posted 21h 56m ago |

By **Andy Gardiner**, USA TODAY

STANFORD, Calif. — A handful of Division I baseball coaches have more wins than **Mark Marquess**. One or two have even have longer tenures at their schools.

But no one has become the face of his program more completely or achieved a greater level of both athletic and academic excellence than Marquess during his 44-year career at Stanford.

"Mark Marquess *is* Stanford baseball," said California coach Dave Esquer, the starting shortstop on the Cardinal's 1987 national championship team. "Obviously, the players are central, but without his knowledge and guidance it goes nowhere."

Marquess has the Cardinal in the NCAA tournament for 27th time in his 35 years, facing Kansas State on Friday in the Fullerton Regional, hoping for a shot at a third national championship. He is fourth in career victories among active Division I coaches. Only Wichita State's Gene Stephenson and Florida State's Mike Martin have spent more years at one school.

Marquess is one of 13 men to play and coach in the **College World Series**. Only two coaches have made more **CWS** appearances.

And then there is Stanford's performance in the classroom under Marquess. Since the 2007-08 academic year when the NCAA finalized its **Academic Progress Rate** measuring system, Stanford baseball has marks of 989, 985 and 1000 out of 1000.

Beyond that, 46 of the 54 Marquess alumni who have gone on to the major leagues have degrees.

"Mark's success on the field is remarkable, but what impresses me most is how great he has been academically," said Stanford athletics director **Bob Bowsby**. "He has always been so vigilant about keeping his players on track to complete their degrees."

Beginning in the 1980s, Marquess worked with university advisers to create course loads in which players could add extra hours in the fall to get ahead of the graduation curve.

"Every player I have thinks he's going to be a major league player, but I've only had five or six who have made enough money to never have to work again," Marquess said.

Advertisement

USA TODAY
AutoPilot 

The new travel app for iPhone® and iPod touch®

Presented by: 

SEE HOW IT WORKS »

Print Powered By  FormatDynamics™



"Obviously, we want to go to Omaha and win the national championship.

"But what I tell all our players is I could be the worst coach in the world, and I won't keep you from being a major leaguer if you're that good. The thing that I have to make sure happens is they get their Stanford degree. That's my job and that's my greatest reward."

Marquess was a first baseman and quarterback at Stanford from 1966-69, earning All-America honors in baseball. He was an assistant baseball coach for five seasons before taking the top spot in 1977. He never left.

"I was fortunate to become a head coach at age 28, which wouldn't happen now," Marquess said. "In those days, it wasn't unusual for someone to stay in the same job for 30 years, but I didn't envision my life unfolding this way.

"I was given a chance, I was given some good athletes, and we made the postseason. It was a bit of a surprise to me that we were consistently successful. I think the timing was just right and I was very lucky."

Good fortune alone doesn't produce 1,419 victories and 14 trips to the College World Series. Marquess has built a reputation as a perfectionist adept at molding his coaching approach to the talent on hand.

"Nine years ago when we were beginning at Vanderbilt, the first program we looked at as a model for what we wanted to do was Stanford," said Commodores coach [Tim Corbin](#). "Mark Marquess is the epitome of a coach, a teacher, a professional man of high personal integrity who goes about his

business with such a high level of energy."

Major league all-stars [Jack McDowell](#), [Mike Mussina](#), [Ed Sprague](#) and [Jeffrey Hammonds](#) played for Marquess, as did [Philadelphia Phillies](#) general manager Ruben Amaro Jr. Jed Lowrie (Boston), Carlos Quentin (Chicago White Sox), Sam Fuld (Tampa Bay) and Jeremy Guthrie (Baltimore) are among Cardinal alumni currently in the majors.

"What I appreciated most was Coach Marquess' attention to detail and his enthusiasm for college baseball," Guthrie said. "He expects everything to be done the right way. He's been successful because of his expectations and the way the team works every single day."

Stanford advanced to the NCAA tournament for the first time under Marquess in 1981 and won the first of back-to-back national championships in 1987. That was the year [Paul Casey](#) hit a 10th-inning grand slam off [LSU's Ben McDonald](#) en route to the title.

"I think that put us on the map as an elite program," Marquess said. "That allowed us

Advertisement

USA TODAY
AutoPilot

The new travel app for iPhone® and iPod touch®

Presented by:

SEE HOW IT WORKS »

Print Powered By FormatDynamics™



to recruit against anyone and say, hey, you can come to Stanford and still win the national championship."

Stanford played for the title in 2000, 2001 and 2003 but lost to LSU, Miami (Fla.) and Rice. The Cardinal were last in the College World Series in 2008, going 2-2 and knocked out by Georgia.

Stanford has been solid but not superlative this season, finishing the regular season 32-20 and tied for fourth in the [Pacific-10 Conference](#). A return to Omaha is a long shot. But, as always under Marquess, the Cardinal will be a tough out.

"He hates to lose as much now as he ever has," Esquer said. "He is unrelenting in how he expects the very best from every one of his players and they will be prepared to beat you."

Contributing: Seth Livingstone

*For more information about [reprints & permissions](#), visit our [FAQ's](#). To report corrections and clarifications, contact Standards Editor **Brent Jones**. For publication consideration in the newspaper, send comments to letters@usatoday.com. Include name, phone number, city and state for verification. To view our corrections, go to corrections.usatoday.com.*

Advertisement

Print Powered By FormatDynamics™



STANFORD IN THE NCAA TOURNAMENT

STANFORD IN THE NCAA TOURNAMENT

Postseason Quick Facts

Tournament	Appearances	W	L	PCT
College World Series	16	40	29	.580
NCAA District-8	2	4	4	.500
NCAA Regionals	27	75	28	.728
NCAA Super Regionals	7	12	4	.750
Total Postseason	30	131	65	.668

Most Games: 13 (2008)

Fewest Games: 2 (1994, 2010)

Most Wins: 10 (2008)

Fewest Wins: 0 (1994, 2010)

Most Losses: 3 (6x, last: 2008)

Fewest Losses: 1 (1987)

Longest Winning Streak, Season: 7 games (2x, last: 2008)

Longest Winning Streak, Total: 9 games (1988-89)



YEAR-BY-YEAR RESULTS

1953 (1-2; t-5th College World Series)

College World Series (1-2)

June 11 Michigan 4, Stanford 0

June 12 Stanford 7, Houston 6

June 13 Lafayette 4, Stanford 3

1965 (2-3; District-8 Tournament)

District-8 Tournament – Stanford, California (2-1)

San Fernando Valley State 2, Stanford 1

Stanford 12, San Fernando Valley State 0

Stanford 11, San Fernando Valley State 6

District-8 Tournament – Pullman, Washington (0-2)

Washington State 2, Stanford 1

Washington State 13, Stanford 3

1967 (5-3; t-3rd College World Series)

District-8 Tournament – Stanford, California (0-1)

June 2 Fresno State 7, Stanford 3

District-8 Tournament – Fresno, California (2-0)

June 3 Stanford 6, Fresno State 3 (DH Gm 1)

June 3 Stanford 6, Fresno State 4 (DH Gm 2)

College World Series (3-2)

June 12 Stanford 12, Houston 1

June 13 Stanford 6, Auburn 3

June 14 Arizona State 5, Stanford 3

June 15 Stanford 5, Auburn 3 (7 inn.)

June 17 Arizona State 4, Stanford 3 (14 inn.)

1981 (3-2; NCAA Regional)

NCAA Central Regional – Austin, Texas (3-2)

May 22 Lamar 6, Stanford 5

May 23 Stanford 2, Brigham Young 1

May 24 Stanford 9, Lamar 1

May 26 Stanford 9, Texas 8 (DH Gm 1)

May 26 Texas 10, Stanford 2 (DH Gm 2)

1982 (4-2; t-5th College World Series)

NCAA West I Regional – Fresno, California (3-0)

May 27 Stanford 10, Hawaii 5

May 28 Stanford 17, Fresno State 10

May 29 Stanford 15, Pepperdine 8

College World Series (1-2)

June 5 Stanford 15, South Carolina 4

June 8 Texas 8, Stanford 6 (12 inn.)

June 9 Maine 8, Stanford 5

1983 (4-2; t-5th College World Series)

NCAA West I Regional – Stanford, California (3-0)

May 27 Stanford 14, Oregon State 0

May 28 Stanford 4, San Diego State 3

May 29 Stanford 11, UC Santa Barbara 5

College World Series (1-2)

June 3 Oklahoma State 3, Stanford 1

June 5 Stanford 3, James Madison 1

June 8 Michigan 11, Stanford 4

1984 (2-2; NCAA Regional)

NCAA West II Regional – Tempe, Arizona (2-2)

May 25 Hawaii 10, Stanford 7

May 26 Stanford 3, Washington State 1

May 27 Stanford 11, Hawaii 7 (DH Gm 1)

May 27 Arizona State 5, Stanford 4 (DH Gm 2)

1985 (4-3; t-5th College World Series)

NCAA West I Regional – Stanford, California (3-1)

May 24 Stanford 17, Oregon State 3

May 25 Stanford 9, Nebraska 8

May 26 Pepperdine 5, Stanford 1

May 27 Stanford 7, Pepperdine 1

College World Series (1-2)

June 1 Miami 17, Stanford 3

June 2 Stanford 9, Arizona 2

June 6 Arkansas 10, Stanford 4

1986 (3-2; NCAA Regional)

NCAA Midwest Regional – Stillwater, Oklahoma (3-2)

May 22 Stanford 11, Appalachian State 1

May 23 Stanford 2, Arkansas 0

May 24 Oklahoma St. 16, Stanford 8 (DH Gm 1)

May 24 Stanford 10, Oregon State 7 (DH Gm 2)

May 25 Oklahoma St. 3, Stanford 0

1987 (9-1; College World Series Champions)

NCAA West I Regional – Stanford, California (4-0)

May 22 Stanford 10, Minnesota 1

May 23 Stanford 12, UC Santa Barbara 5

May 24 Stanford 12, Washington State 11

May 25 Stanford 9, Oral Roberts 4

College World Series (5-1)

June 1 Stanford 3, Georgia 2*

June 2 Stanford 6, Texas 1

June 4 Oklahoma State 6, Stanford 2

June 5 Stanford 6, LSU 5 (10 inn.)

June 6 Stanford 9, Texas 3

June 7 Stanford 9, Oklahoma State 5

*completion of game started May 31



Head coach Mark Marquess accepts the 1987 NCAA Championship trophy.

1988 (9-2; College World Series Champions)

NCAA Northeast Regional – New Britain, Connecticut (4-1)

May 27 St. John's 5, Stanford 3 (DH Gm 1)

May 27 Stanford 7, Fordham 5 (DH Gm 2)

May 29 Stanford 8, Rutgers 1

May 30 Stanford 6, Kentucky 5

May 31 Stanford 16, Kentucky 2

College World Series (5-1)

June 4 Stanford 10, Fresno State 3

June 6 Cal State Fullerton 5, Stanford 3

June 7 Stanford 2, Miami 1

June 9 Stanford 4, Cal State Fullerton 1

June 10 Stanford 9, Cal State Fullerton 2

June 11 Stanford 9, Arizona State 4

1990 (7-2; t-3rd College World Series)

NCAA West I Regional – Stanford, California (4-0)

May 24 Stanford 7, Campbell 0

May 25 Stanford 6, Middle Tennessee State 1

May 26 Stanford 6, San Diego State 2

May 28 Stanford 6, San Diego State 2

College World Series (3-2)

June 1 Stanford 5, Georgia Southern 4

June 3 Georgia 16, Stanford 2

June 5 Stanford 6, Mississippi State 1

June 6 Stanford 4, Georgia 2

June 8 Georgia 5, Stanford 1



STANFORD IN THE NCAA TOURNAMENT



1991 (2-2; NCAA Regional)

NCAA West II Regional – Fresno, California (2-2)
 May 23 Stanford 12, San Diego State 5
 May 24 Fresno State 4, Stanford 2
 May 25 Stanford 15, Miami 7 (DH Gm 1)
 May 25 Fresno State 7, Stanford 5 (DH Gm 2)

1992 (2-2; NCAA Regional)

NCAA South II Regional – Tallahassee, Florida (2-2)
 May 21 Stanford 2, Stetson 1 (12 inn.)
 May 22 Stanford 7, Georgia 3
 May 23 W. Carolina 5, Stanford 0 (DH Gm 1)
 May 23 Florida State 9, Stanford 4 (DH Gm 2)

1994 (0-2; NCAA Regional)

NCAA Central Regional – Austin, Texas (0-2)
 May 27 Texas 8, Stanford 4
 May 28 Oklahoma 10, Stanford 4

1995 (6-3; t-5th College World Series)

NCAA Midwest Regional – Wichita, Kansas (5-1)
 May 27 Stanford 10, Arkansas 3
 May 28 Stanford 8, Lamar 1 (DH Gm 1)
 May 28 Texas Tech 3, Stanford 1 (DH Gm 2)
 May 29 Stanford 16, Lamar 9 (DH Gm 1)
 May 29 Stanford 3, Texas Tech 2 (DH Gm 2)
 May 30 Stanford 6, Texas Tech 5

College World Series (1-2)

June 3 Cal State Fullerton 6, Stanford 5
 June 5 Stanford 8, Clemson 3
 June 6 Tennessee 6, Stanford 2

1996 (2-2; NCAA Regional)

NCAA West Regional – Stanford, California (2-2)
 May 23 Stanford 10, Cal State Northridge 5
 May 24 Stanford 8, Mississippi State 6
 May 25 Florida State 5, Stanford 4 (DH Gm 1)
 May 25 CS Northridge 4, Stanford 3 (DH Gm 2)

1997 (6-2; t-3rd College World Series)

NCAA West Regional – Stanford, California (4-0)
 May 22 Stanford 12, Northeastern 3
 May 23 Stanford 3, Texas A&M 1
 May 24 Stanford 9, Santa Clara 2
 May 25 Stanford 5, Fresno State 2

College World Series (2-2)

May 30 Stanford 8, Auburn 3
 June 1 LSU 10, Stanford 5
 June 3 Stanford 11, Auburn 4
 June 4 LSU 13, Stanford 9

1998 (1-2)

NCAA West Regional – Stanford, California (1-2)
 May 21 Loyola Marymount 6, Stanford 2
 May 22 Stanford 19, Minnesota 1
 May 23 Long Beach State 5, Stanford 1

1999 (7-2; t-3rd College World Series)

NCAA Regional – Stanford, California (3-0)
 May 28 Stanford 10, Loyola Marymount 2
 May 29 Stanford 7, North Carolina 4
 May 30 Stanford 7, Nevada 4

NCAA Super Regional – Stanford, California (2-0)

June 4 Stanford 1, USC 0
 June 5 Stanford 5, USC 3

College World Series (2-2) (3rd-T)

June 12 Stanford 9, Cal State Fullerton 2
 June 14 Stanford 10, Florida State 6
 June 17 Florida State 8, Stanford 6
 June 18 Florida State 14, Stanford 11 (13 inn.)

2000 (8-3; 2nd College World Series)

NCAA Regional – Stanford, California (3-1)
 May 26 Stanford 5, Fresno State 1
 May 27 Stanford 8, Alabama 6
 May 28 Alabama 14, Stanford 9 (DH Gm 1)
 May 28 Stanford 16, Alabama 6 (DH Gm 2)

NCAA Super Regional – Stanford, California (2-1)

June 2 Nebraska 7, Stanford 3
 June 3 Stanford 7, Nebraska 1
 June 4 Stanford 5, Nebraska 3

College World Series (3-1)

June 9 Stanford 6, Louisiana-Lafayette 4
 June 11 Stanford 10, Clemson 4
 June 15 Stanford 19, Louisiana-Lafayette 9
 June 17 LSU 6, Stanford 5

2001 (9-3; 2nd College World Series)

NCAA Regional – Stanford, California (4-1)

May 25 Stanford 4, Marist 3
 May 26 Texas 4, Stanford 3 (DH Gm 1)
 May 26 Stanford 6, Marist 0 (DH Gm 2)
 May 27 Stanford 10, Texas 9 (10 inn.) (DH Gm 1)
 May 27 Stanford 4, Texas 3 (DH Gm 2)

NCAA Super Regional – Stanford, California (2-1)

June 1 Stanford 11, South Carolina 1
 June 2 South Carolina 4, Stanford 3
 June 3 Stanford 3, South Carolina 2

College World Series (3-1)

June 8 Stanford 13, Tulane 11
 June 10 Stanford 5, Cal State Fullerton 2 (10 inn.)
 June 13 Stanford 4, Cal State Fullerton 1
 June 16 Miami 12, Stanford 1



President George W. Bush threw out the first pitch and met with the team prior to the 2001 College World Series opener.

2002 (7-2; t-3rd College World Series)

NCAA Regional – Stanford, California (3-0)

May 31 Stanford 3, Cal State Fullerton 2 (13 inn.)
 June 1 Stanford 5, Long Beach State 4
 June 2 Stanford 8, Long Beach State 4

NCAA Super Regional – Stanford, California (2-0)

June 7 Stanford 4, USC 2
 June 8 Stanford 5, USC 3

College World Series (2-2) (3rd-T)

June 15 Stanford 4, Notre Dame 3
 June 17 Texas 8, Stanford 7
 June 18 Stanford 5, Notre Dame 3
 June 20 Texas 6, Stanford 5

2003 (10-3; 2nd College World Series)

NCAA Regional – Stanford, California (3-0)

May 30 Stanford 9, Illinois-Chicago 2
 May 31 Stanford 13, UC Riverside 6
 June 1 Stanford 19, Richmond 6

NCAA Super Regional – Stanford, California (2-0)

June 6 Stanford 5, Long Beach State 1
 June 7 Stanford 4, Long Beach State 2

College World Series (5-3) (2nd)

June 13 Stanford 8, South Carolina 0
 June 15 Cal State Fullerton 6, Stanford 5
 June 17 Stanford 13, South Carolina 6
 June 18 Stanford 5, Cal State Fullerton 3
 June 19 Stanford 7, Cal State Fullerton 5 (10 inn.)
 June 21 Rice 4, Stanford 3 (10 inn.)*
 June 22 Stanford 8, Rice 3*
 June 23 Rice 14, Stanford 2*

*CWS Championship Series

2004 (2-2; NCAA Regional)

NCAA Regional – Stanford, California (2-2)

June 4 Stanford 10, UNLV 4
 June 5 Long Beach State 7, Stanford 4 (DH Gm 1)
 June 5 Stanford 7, St. John's 2 (DH Gm 2)
 June 6 Long Beach State 8, Stanford 4

2005 (2-2; NCAA Regional)

NCAA Regional – Waco, Texas (2-2)

June 4 TCU 5, Stanford 1
 June 5 Stanford 6, Texas-San Antonio 2 (DH Gm 1)
 June 5 Stanford 12, TCU 4 (DH Gm 2)
 June 6 Baylor 4, Stanford 3 (12 inn.)

2006 (3-2; NCAA Super Regional)

NCAA Regional – Austin, Texas (3-0)

June 2 Stanford 7, North Carolina State 2
 June 3 Stanford 12, Texas 8
 June 4 Stanford 17, North Carolina State 7

NCAA Super Regional – Corvallis, Oregon (0-2)

June 10 Oregon State 4, Stanford 3
 June 11 Oregon State 15, Stanford 0

2008 (8-3; t-3rd College World Series)

NCAA Regional – Stanford, California (4-1)

May 30 UC Davis 4, Stanford 2
 May 31 Stanford 5, Arkansas 1
 June 1 Stanford 8, UC Davis 4 (DH Gm 1)
 June 1 Stanford 13, Pepperdine 1 (DH Gm 2)
 June 2 Stanford 9, Pepperdine 7

NCAA Super Regional – Fullerton, California (2-0)

June 6 Stanford 4, Cal State Fullerton 3
 June 7 Stanford 8, Cal State Fullerton 5

College World Series (2-2)

June 14 Stanford 16, Florida State 5
 June 16 Georgia 4, Stanford 3
 June 18 Stanford 8, Miami 3
 June 21 Georgia 10, Stanford 8

2010 (0-2; NCAA Regional)

NCAA Regional – Fullerton, California (0-2)

June 4 New Mexico 9, Stanford 5
 June 5 at CS Fullerton 5, Stanford 6

2011 (3-0; NCAA Regional)

NCAA Regional – Fullerton, California (3-0)

June 3 Stanford 10, Kansas State 3
 June 4 Stanford 1, Cal State Fullerton 0
 June 5 Stanford 14, Illinois 2

(All Stanford CWS appearances have been in Omaha, Neb.)



TWO-SPORT ATHLETES

Two-Sport Athletes

Success Beyond Baseball


Stanford University has a long and storied tradition of two-sport athletes. Throughout the years, several Cardinal baseball players have also stood out in football.

From the early days of the great Ernie Nevers, who played baseball at Stanford and went on to play professionally with the St. Louis Browns, to future NFL Hall of Famer John Elway, who played in the New York Yankees' organization one summer, Stanford baseball players have been given the opportunity to shine in football as well. Some other great Stanford baseball players who also starred on the gridiron include Joe Borchard, Chad Hutchinson, Brian Johnson, John Lynch and current head coach Mark Marquess. Hutchinson played both Major League Baseball (with the St. Louis Cardinals) and in the National Football League (with the Dallas Cowboys and Chicago Bears).

Toby Gerhart had the best season ever by a Cardinal running back in 2009, establishing the school single-season rushing record with 1,871 yards. The senior also set Stanford's single-season mark with 11 100-yard games, while scoring 28 rushing touchdowns – the highest total in school annals. He was runner-up for the Heisman Trophy, finishing second in the closest vote in the 75 year history of the nation's top football award.



Ernie Nevers




NFL Hall-of-Famer John Elway was an outfielder for Stanford's baseball team.




Toby Gerhart was runner-up for the 2009 Heisman Trophy and winner of the 2009 Doak Walker Award.




Joe Borchard



Chad Hutchinson



Brian Johnson



John Lynch





2011 NCAA Division I Baseball Championship

Regionals
June 3-6
*Campus or Neutral Sites
Double Elimination
First-Round Pairings


Super Regionals
June 10-12 or June 11-13
*Campus or Neutral Sites
Best-of-Three Games

Men's College World Series (CWS)
June 18-28/29
Omaha, Nebraska
Double Elimination
First-Round Pairings
Best-of-Three CWS Finals

Men's College World Series (CWS)
June 18-28/29
Omaha, Nebraska
Double Elimination
First-Round Pairings
Best-of-Three CWS Finals

Super Regionals
June 10-12 or June 11-13
*Campus or Neutral Sites
Best-of-Three Games

Regionals
June 3-6
*Campus or Neutral Sites
Double Elimination
First-Round Pairings



NCAA.com Regional Live Video Streaming

Charlottesville Regional hosted by Virginia
Friday, June 3 - 1 p.m. and 6 p.m.
Saturday, June 4 - 1 p.m. and 6 p.m.
Sunday, June 5 - 1 p.m. and 6 p.m.
Monday, June 6 - 6 p.m. (if necessary)

All times are Eastern



National Top Eight Seeds

1. Virginia (49-9)
2. Florida (45-16)
3. North Carolina (45-14)
4. South Carolina (45-14)
5. Florida St. (42-17)
6. Vanderbilt (47-10)
7. Texas (43-15)
8. Rice (41-19)

ESPN Regional Broadcasts

Gainesville Regional hosted by Florida
Friday, June 3 - Noon and 4 p.m.
Saturday, June 4 - Noon and 4 p.m.
Sunday, June 5 - Noon and 4 p.m.
Monday, June 6 - 7 p.m. (if necessary)

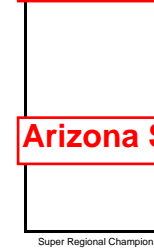
Fullerton Regional hosted by Cal St. Fullerton
Friday, June 3 - 7 p.m. and 11 p.m.
Saturday, June 4 - 7 p.m. and 11 p.m.
Sunday, June 5 - 7 p.m. and 11 p.m.
Monday, June 6 - 11 p.m. (if necessary)

All times are Eastern

Florida (Fri)



Mississippi St (Fri)




Arizona State (Fri)



Texas (Fri)



Vanderbilt (Fri)



Oregon State (Fri)



Stanford (Fri)



North Carolina (Fri)

